

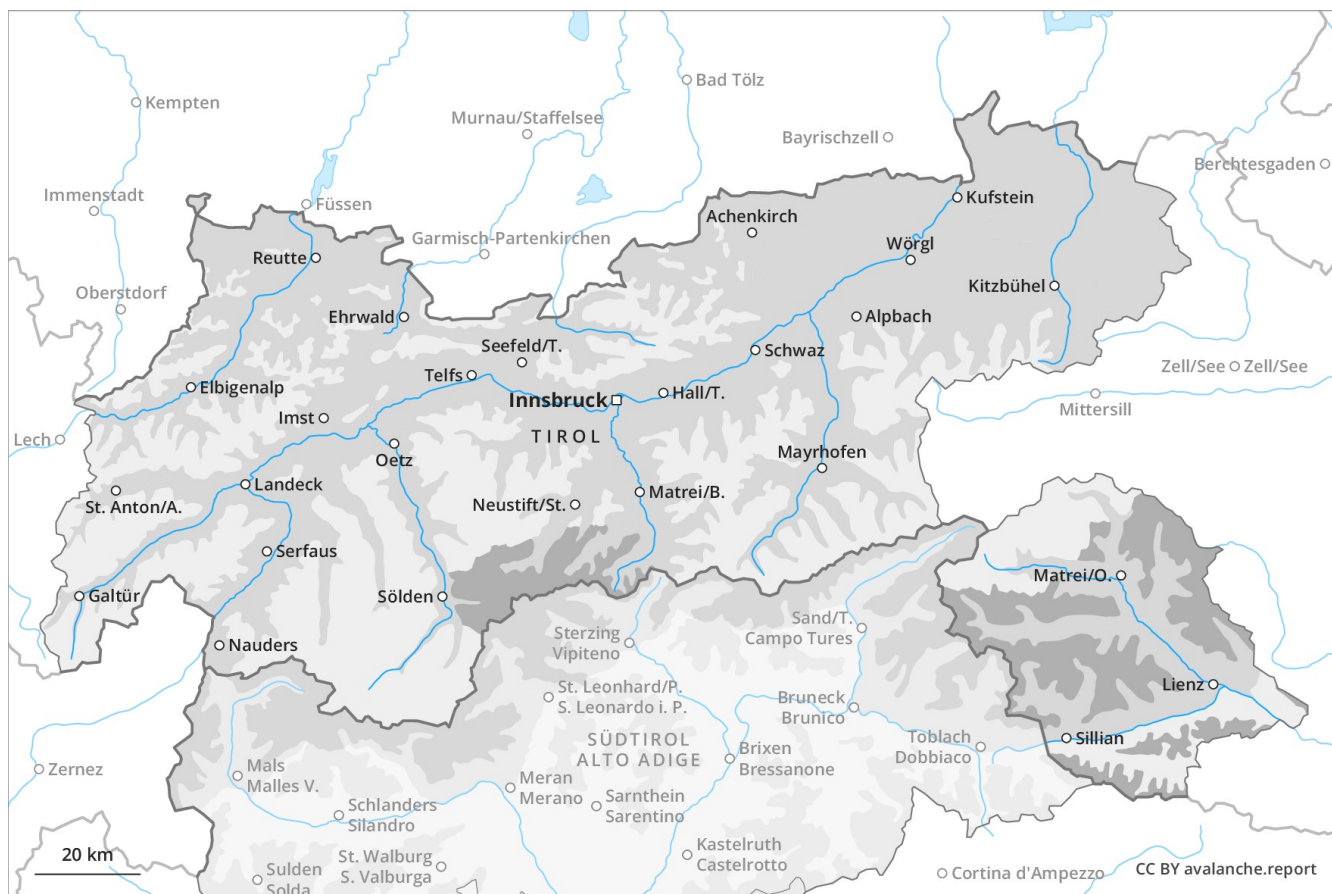
Avalanche Forecast

Wednesday 23 01 2019

Published 22 01 2019, 17:00

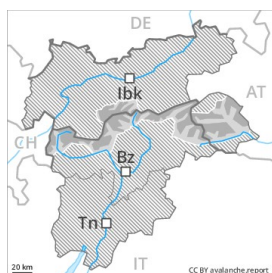


Avalanche.report





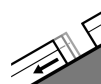
Danger Level 3 - Considerable



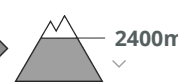
Tendency: Constant avalanche danger →
 on Thursday 24 01 2019



Persistent weak layer



Gliding snow



Weak layers in the lower part of the snowpack necessitate caution and restraint.

Distinct weak layers in the lower part of the snowpack can be released even by individual winter sport participants in particular on steep west, north and east facing slopes. Avalanches can release the entire snowpack and reach large size in some cases. Avalanches can be released especially at transitions from a shallow to a deep snowpack, when entering gullies and bowls for example. Caution is to be exercised in places that are protected from the wind in areas close to the tree line as well as above the tree line. The avalanche prone locations are barely recognisable, even to the trained eye. Whumpfung sounds and the formation of shooting cracks when stepping on the snowpack serve as an alarm sign. In little used terrain the avalanche prone locations are more prevalent. On steep grassy slopes individual small and medium-sized gliding avalanches are possible below approximately 2400 m. Backcountry touring and other off-piste activities call for experience in the assessment of avalanche danger and careful route selection.

Snowpack

Danger patterns

dp 1: deep persistent weak layer

dp 2: gliding snow

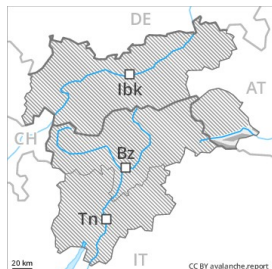
Avalanche prone weak layers exist in the bottom section of the old snowpack. This applies in particular between approximately 1800 and 2500 m.

Tendency

Weakly bonded old snow requires caution.



Danger Level 3 - Considerable



Tendency: Constant avalanche danger →
on Thursday 24 01 2019



Persistent weak layer



Weakly bonded old snow. Fresh wind slabs are to be evaluated with care and prudence.

As a consequence of a sometimes strong wind, wind slabs formed by Thursday in particular adjacent to ridgelines and in gullies and bowls. These are in some cases extensive and can be released easily. They are poorly bonded with the old snowpack. At elevated altitudes avalanche prone locations are more prevalent. Restraint should be exercised because avalanches can sweep people along and give rise to falls.

Snowpack

Danger patterns

dp 1: deep persistent weak layer

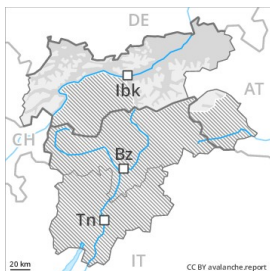
dp 6: cold, loose snow and wind

Fresh wind slabs are lying on top of a weakly bonded old snowpack. The snowpack will be subject to considerable local variations. From a snow sport perspective, in most cases insufficient snow is lying.

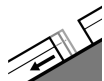
Tendency

The avalanche danger will persist.

Danger Level 2 - Moderate



Tendency: Constant avalanche danger →
on Thursday 24 01 2019



Gliding snow



The backcountry touring conditions are favourable. Gliding snow represents the main danger.

The conditions are favourable for backcountry touring and other off-piste activities outside marked and open pistes. There is a danger of gliding avalanches. This applies on steep grassy slopes below approximately 2400 m as well as on sunny slopes. Areas with glide cracks are to be avoided.

Snowpack

Danger patterns

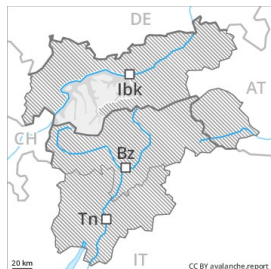
dp 2: gliding snow

No distinct weak layers exist in the snowpack. Wind slabs have bonded well with the old snowpack.

Tendency

The snow sport conditions outside marked and open pistes remain favourable.

Danger Level 2 - Moderate



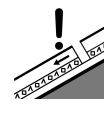
Tendency: Constant avalanche danger →
 on Thursday 24 01 2019



Gliding snow



2400m



Persistent weak layer



2700m

2300m

Gliding snow requires caution. Avalanches can in very isolated cases be released in the old snowpack, this applies in particular in case of a large load.

On steep grassy slopes more gliding avalanches are possible below approximately 2400 m, especially on sunny slopes. Weak layers in the old snowpack can still be released in isolated cases in particular at transitions from a shallow to a deep snowpack, this applies in particular in case of a large load. Caution is to be exercised on extremely steep shady slopes between approximately 2300 and 2700 m. These places are rare and are barely recognisable, even to the trained eye.

Snowpack

Danger patterns

dp 2: gliding snow

dp 1: deep persistent weak layer

For the time of year, a lot of snow is lying. In very isolated cases weak layers exist in the bottom section of the snowpack.

Tendency

The avalanche danger will persist.