

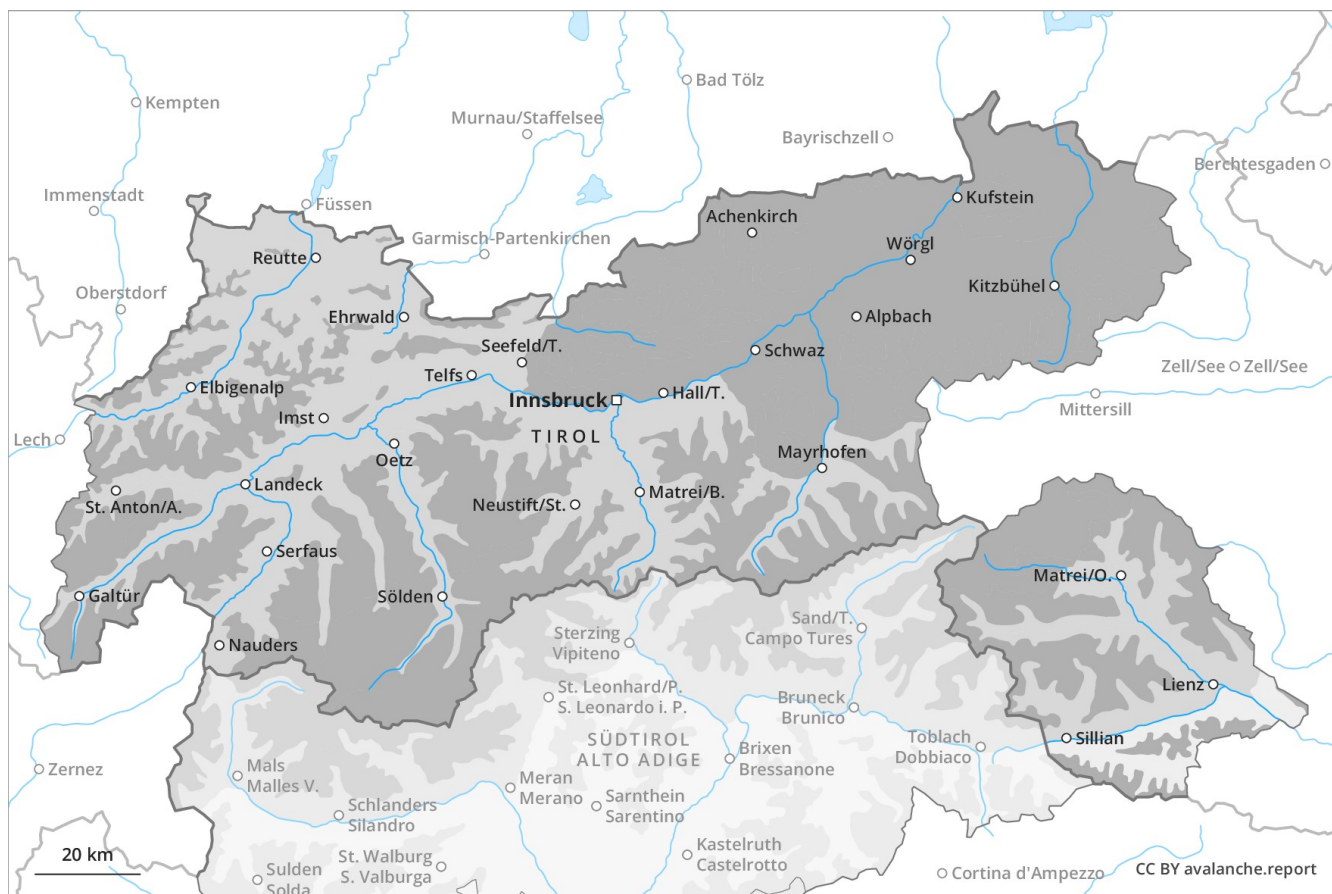
Avalanche Forecast

Saturday 26 01 2019

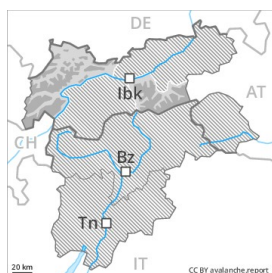
Published 26 01 2019, 08:00



Avalanche.report



Danger Level 3 - Considerable



Tendency: Constant avalanche danger →
 on Sunday 27 01 2019



Wind-drifted
 snow



Treeline



Gliding snow



2400m

The conditions are sometimes precarious for snow sport activities outside marked and open pistes. Fresh wind slabs are to be evaluated critically. Areas with glide cracks are to be avoided.

Significant increase in avalanche danger as a consequence of fresh snow and strong wind. Fresh wind slabs represent the main danger. The fresh wind slabs can be released very easily. The avalanche prone locations are to be found in all aspects. In particular in areas close to the tree line and above the tree line avalanche prone locations are more prevalent. The number and size of avalanche prone locations will increase as the day progresses. They are barely recognisable because of the poor visibility. As a consequence of fresh snow and strong wind more frequent natural avalanches are to be expected as the day progresses, even medium-sized ones. In addition there is a danger of gliding avalanches. This applies on steep grassy slopes below approximately 2400 m as well as on sunny slopes. Areas with glide cracks are to be avoided. The avalanche situation is more favourable in highly frequented off-piste terrain.

Snowpack

Danger patterns

dp 5: snowfall after a long period of cold

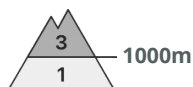
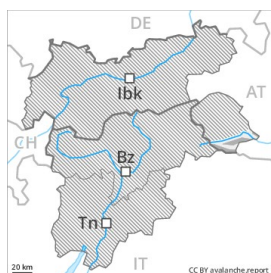
dp 6: cold, loose snow and wind

Some snow will fall. The wind will be strong to storm force. Fresh wind slabs are bonding poorly with the old snowpack. They are lying on soft layers. They are lying on surface hoar. No distinct weak layers exist in the old snowpack.

Tendency

The avalanche danger will increase but remain within the current danger level. Fresh wind slabs are to be avoided. The conditions are precarious for snow sport activities outside marked and open pistes.

Danger Level 3 - Considerable



Tendency: Constant avalanche danger →
 on Sunday 27 01 2019



Wind-drifted snow



^
 Treeline



Persistent weak layer



^
 2500m
 1800m
 ^

Fresh wind slabs are to be evaluated critically. Weakly bonded old snow.

As a consequence of a gathering strong northerly wind, easily released wind slabs will form. This applies in areas close to the tree line as well as above the tree line. Fresh wind slabs are mostly small. They are clearly recognisable to the trained eye. The somewhat older wind slabs remain prone to triggering on west to north to east facing aspects, especially between approximately 1800 and 2500 m. Whumpung sounds and the formation of shooting cracks when stepping on the snowpack can indicate the danger. Restraint should be exercised because avalanches can sweep people along and give rise to falls.

Snowpack

Danger patterns

dp 1: deep persistent weak layer

dp 6: cold, loose snow and wind

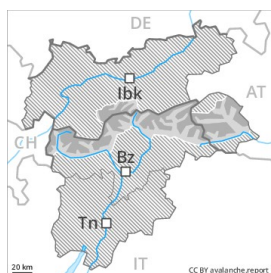
The wind will be strong over a wide area. The fresh wind slabs are bonding poorly with the old snowpack. They are lying on soft layers. They are lying on surface hoar. The somewhat older wind slabs are lying on top of a weakly bonded old snowpack. The snowpack will be subject to considerable local variations. From a snow sport perspective, in most cases insufficient snow is lying.

Tendency

The avalanche danger will increase but remain within the current danger level.



Danger Level 3 - Considerable



Tendency: Constant avalanche danger →
 on Sunday 27 01 2019



Wind-drifted
 snow



Treeline



Persistent
 weak layer



Wind slabs and weakly bonded old snow require caution.

As a consequence of fresh snow and a strong northerly wind, easily released wind slabs will form in all aspects. This applies in particular in areas close to the tree line as well as above the tree line. The number and size of avalanche prone locations will increase with altitude. Avalanches can also be released in the old snowpack and reach quite a large size especially in the regions with a lot of snow. In particular transitions from a shallow to a deep snowpack are dangerous. These avalanche prone locations are barely recognisable for beginners. In little used backcountry terrain avalanche prone locations are more prevalent and the danger is greater. Individual gliding avalanches can also occur. Backcountry touring and other off-piste activities call for experience in the assessment of avalanche danger and careful route selection.

Snowpack

Danger patterns

dp 6: cold, loose snow and wind

dp 1: deep persistent weak layer


In particular in the north 5 to 10 cm of snow, and up to 15 cm in some localities, will fall. The wind will be strong. The fresh wind slabs will be deposited on the unfavourable surface of an old snowpack in all aspects. Precarious weak layers exist in the old snowpack in particular on steep west, north and east facing slopes. The snowpack remains quite prone to triggering.

Tendency

Some snow will fall in some localities. Hardly any increase in avalanche danger. Considerable, level 3.

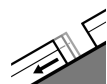
Danger Level 3 - Considerable



Tendency: Increasing avalanche danger 
 on Sunday 27 01 2019



Wind-drifted
 snow



Gliding snow



2400m 

As a consequence of fresh snow and wind a precarious avalanche situation will be encountered over a wide area. The danger exists in particular in alpine snow sports terrain. Caution is to be exercised in areas with glide cracks.

As a consequence of fresh snow and a gathering storm force northwesterly wind, easily released wind slabs will form. This applies in all aspects. In particular in areas close to the tree line and above the tree line avalanche prone locations are more prevalent and the danger is greater. The fresh wind slabs are in some cases thick, especially in gullies and bowls, and behind abrupt changes in the terrain above the tree line. They are barely recognisable because of the poor visibility. The number and size of avalanche prone locations will increase as the day progresses. As a consequence of warming during the day, the likelihood of natural avalanches being released will increase. Mostly these are medium-sized. In addition there is a danger of gliding avalanches. This applies on steep grassy slopes below approximately 2400 m as well as on sunny slopes. Areas with glide cracks are to be avoided. Snow sport activities outside marked and open pistes call for very extensive experience and great restraint. The avalanche situation is more favourable in highly frequented off-piste terrain.

Snowpack

Danger patterns

dp 5: snowfall after a long period of cold

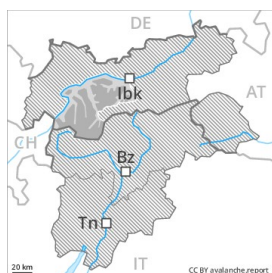
dp 6: cold, loose snow and wind

The fresh wind slabs are poorly bonded with the old snowpack. They are lying on soft layers. They are lying on surface hoar. No distinct weak layers exist in the old snowpack.

Tendency

Increase in avalanche danger as a consequence of fresh snow and strong wind. In the regions exposed to heavier precipitation possibly danger level 4 (high) will be reached. The danger exists in particular in alpine snow sports terrain.

Danger Level 3 - Considerable




Tendency: Constant avalanche danger →
 on Sunday 27 01 2019



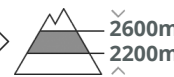
Wind-drifted
 snow



Treeline



Persistent
 weak layer



2600m

2200m

The conditions are sometimes precarious for snow sport activities outside marked and open pistes. Fresh wind slabs are to be evaluated critically. Avalanches can in very isolated cases be released in the old snowpack, this applies in particular in case of a large load.

Significant increase in avalanche danger as a consequence of fresh snow and strong wind. As a consequence of fresh snow and a strong to storm force northwesterly wind, easily released wind slabs will form. They are in some cases thick. This applies in particular in gullies and bowls, and behind abrupt changes in the terrain in areas close to the tree line as well as above the tree line. The number and size of avalanche prone locations will increase as the day progresses. They are barely recognisable because of the poor visibility. As a consequence of warming more frequent natural avalanches are to be expected, even medium-sized ones. Weak layers in the old snowpack can be released especially by large additional loads. Transitions from a shallow to a deep snowpack are unfavourable, caution is to be exercised in particular on extremely steep shady slopes between approximately 2200 and 2600 m. The avalanche prone locations are rare and are barely recognisable, even to the trained eye. On steep grassy slopes more gliding avalanches are possible below approximately 2400 m, especially on sunny slopes. Snow sport activities outside marked and open pistes call for extensive experience and great restraint. The avalanche situation is more favourable in highly frequented off-piste terrain.

Snowpack

Danger patterns

dp 5: snowfall after a long period of cold

dp 6: cold, loose snow and wind

Fresh wind slabs are bonding poorly with the old snowpack. They are lying on soft layers. They are lying on surface hoar. In very isolated cases weak layers exist in the bottom section of the snowpack. For the time of year, a lot of snow is lying.

Tendency

The avalanche danger will increase but remain within the current danger level. Fresh wind slabs are to be avoided.