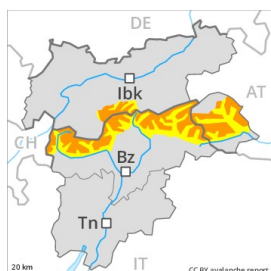


## Danger Level 3 - Considerable



**Tendency: Constant avalanche danger** →  
 on Sunday 27 01 2019



Wind-drifted  
 snow



Treeline



Persistent  
 weak layer



2500m  
 1800m

### Wind slabs and weakly bonded old snow require caution.

As a consequence of fresh snow and a strong northerly wind, easily released wind slabs will form in all aspects. This applies in particular in areas close to the tree line as well as above the tree line. The number and size of avalanche prone locations will increase with altitude. Avalanches can also be released in the old snowpack and reach quite a large size especially in the regions with a lot of snow. In particular transitions from a shallow to a deep snowpack are dangerous. These avalanche prone locations are barely recognisable for beginners. In little used backcountry terrain avalanche prone locations are more prevalent and the danger is greater. Individual gliding avalanches can also occur. Backcountry touring and other off-piste activities call for experience in the assessment of avalanche danger and careful route selection.

### Snowpack

**Danger patterns**

dp 6: cold, loose snow and wind

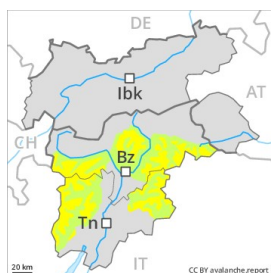
dp 1: deep persistent weak layer

In particular in the north 5 to 10 cm of snow, and up to 15 cm in some localities, will fall. The wind will be strong. The fresh wind slabs will be deposited on the unfavourable surface of an old snowpack in all aspects. Precarious weak layers exist in the old snowpack in particular on steep west, north and east facing slopes. The snowpack remains quite prone to triggering.

### Tendency

Some snow will fall in some localities. Hardly any increase in avalanche danger. Considerable, level 3.

## Danger Level 2 - Moderate



**Tendency: Constant avalanche danger** →  
 on Sunday 27 01 2019



Wind-drifted  
 snow



Treeline



Persistent  
 weak layer



Treeline

The fresh wind slabs represent the main danger. Weakly bonded old snow requires caution.

The fresh wind slabs can be released very easily. The wind slabs are to be found especially above the tree line. The avalanche prone locations are to be found in particular in gullies and bowls, and behind abrupt changes in the terrain. The wind slabs are clearly recognisable to the trained eye.   
 Avalanches can also be released in the old snowpack and reach medium size in particular on steep shady slopes. In particular transitions from a shallow to a deep snowpack are critical. These avalanche prone locations are barely recognisable, even to the trained eye. Backcountry touring and other off-piste activities call for experience in the assessment of avalanche danger and careful route selection.

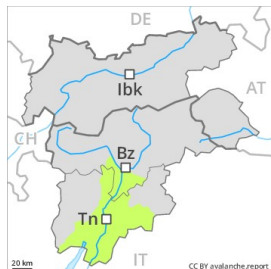
### Snowpack

In some cases the wind slabs have bonded poorly with the old snowpack. The fresh wind slabs are lying on the unfavourable surface of an old snowpack. Faceted weak layers exist in the snowpack especially on steep, rather lightly snow-covered shady slopes. Below approximately 2000 m thus far only a little snow is lying.

### Tendency

Some snow will fall. Hardly any increase in avalanche danger as a consequence of the snowfall. The number and size of avalanche prone locations will increase in the evening. Moderate, level 2.

## Danger Level 1 - Low



**Tendency: Constant avalanche danger** →  
on Sunday 27 01 2019



Wind-drifted  
snow



In all altitude zones from a snow sport perspective, in most cases insufficient snow is lying.

The fresh wind slabs represent the main danger. These are to be found especially adjacent to ridgelines and in gullies and bowls and generally at high altitudes. Mostly avalanches are small but can be released in some cases by a single winter sport participant. The avalanche prone locations are easy to recognise. Weak layers in the old snowpack can be released in some places in particular in gullies and bowls. Apart from the danger of being buried, restraint should be exercised in particular in view of the danger of avalanches sweeping people along and giving rise to falls.

### Snowpack

The mostly small wind slabs are lying on the unfavourable surface of an old snowpack. Faceted weak layers exist in the snowpack. Only a little snow is lying. Below approximately 1400 m no snow is lying. The wind will be moderate to strong over a wide area.

### Tendency

Some snow will fall. Hardly any increase in avalanche danger as a consequence of the fresh snow. The number and size of avalanche prone locations will increase in the evening. Low, level 1.