

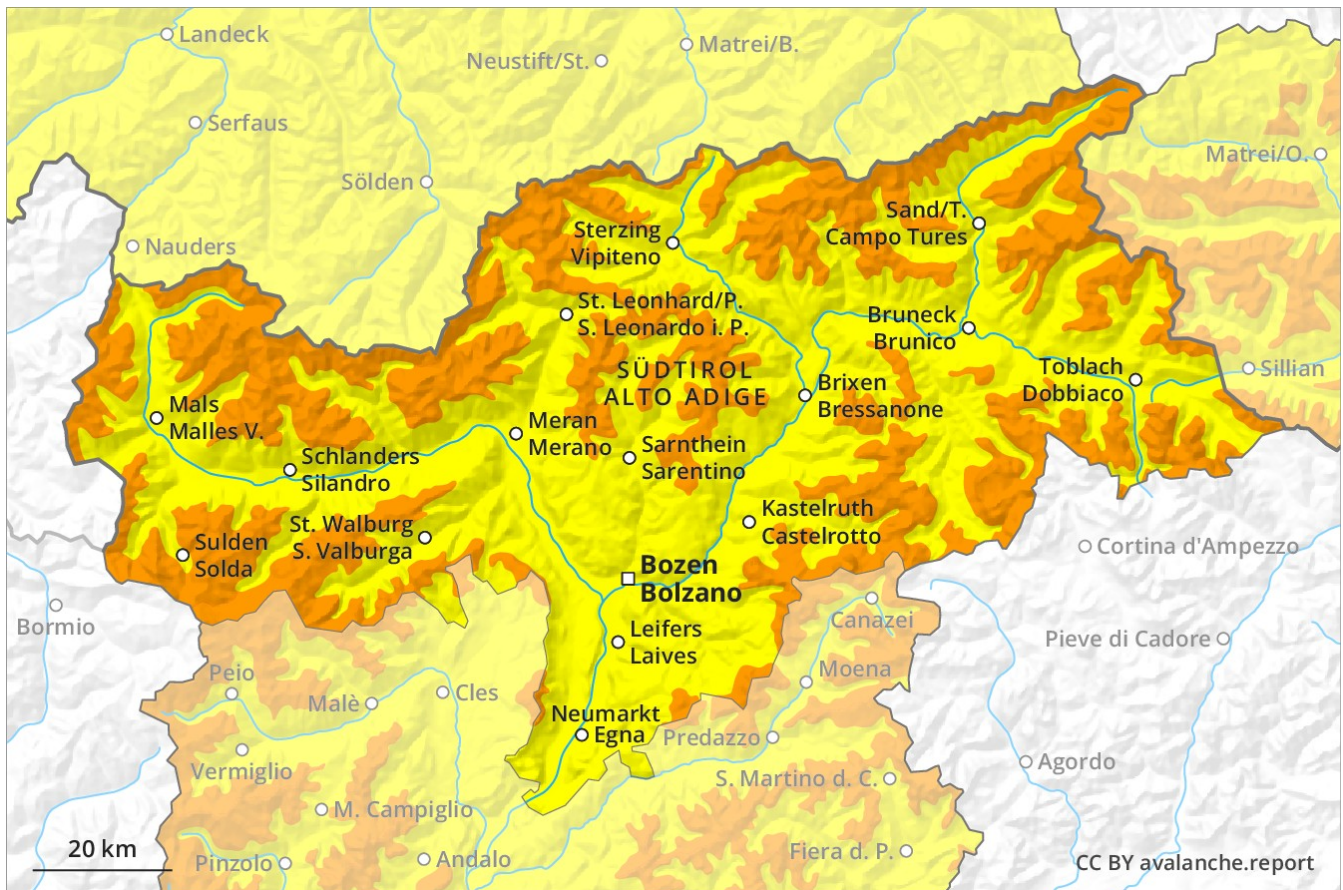
Avalanche Forecast

Friday 08 02 2019

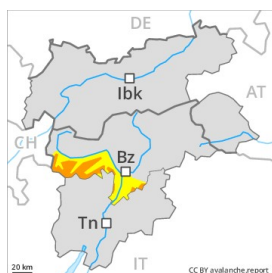
Published 07 02 2019, 17:00



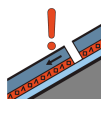
Avalanche.report



Danger Level 3 - Considerable



Tendency: Constant avalanche danger →
on Saturday 09 02 2019



Persistent weak layer



Wind-drifted snow



Treeline

Weak layers in the old snowpack necessitate defensive route selection.

The snowpack will be in some cases prone to triggering. Dry avalanches can be released by small loads and reach large size. This applies in all aspects and adjacent to ridgelines and in gullies and bowls. The avalanche prone locations are to be found in particular at transitions from a shallow to a deep snowpack and in areas close to the tree line. In highly frequented off-piste terrain and on popular backcountry touring routes the avalanche situation is a little more favourable. Backcountry touring and other off-piste activities call for extensive experience in the assessment of avalanche danger and careful route selection.

Snowpack

Danger patterns

dp 1: deep persistent weak layer

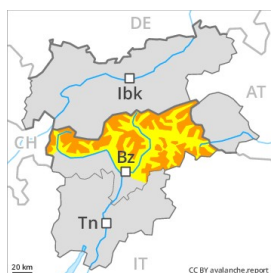
dp 2: gliding snow

The fresh snow and wind slabs of last week are lying on top of a weakly bonded old snowpack in all aspects. Faceted weak layers exist in the old snowpack in particular between approximately 1600 and 2600 m. Whumpfung sounds and the formation of shooting cracks when stepping on the snowpack are a clear indication of a weakly bonded snowpack.

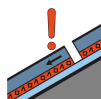
Tendency

Hardly any decrease in avalanche danger. Weakly bonded old snow requires caution.

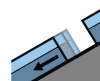
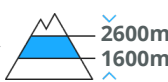
Danger Level 3 - Considerable



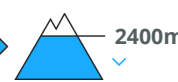
Tendency: Constant avalanche danger →
on Saturday 09 02 2019



Persistent
weak layer



Gliding snow



Avalanches can be triggered in the old snowpack and reach large size. Caution is to be exercised in areas with glide cracks.

The fresh snow and wind slabs of last week remain prone to triggering. Dry avalanches can in many places be released by small loads. This applies in all aspects and adjacent to ridgelines and in gullies and bowls. The avalanche prone locations are to be found in particular at transitions from a shallow to a deep snowpack and in areas close to the tree line. In highly frequented off-piste terrain and on popular backcountry touring routes the avalanche situation is a little more favourable. In addition a latent danger of gliding avalanches exists, in particular below approximately 2400 m on steep grassy slopes, especially in the regions with a lot of snow. Gliding avalanches can be released at any time of day or night. Backcountry touring and other off-piste activities call for extensive experience in the assessment of avalanche danger and careful route selection.

Snowpack

Danger patterns

dp 1: deep persistent weak layer

dp 2: gliding snow

The fresh snow and wind slabs of last week are lying on top of a weakly bonded old snowpack in all aspects. Faceted weak layers exist in the old snowpack in particular between approximately 1600 and 2600 m. Whumpung sounds and the formation of shooting cracks when stepping on the snowpack are a clear indication of a weakly bonded snowpack.

Tendency

Weakly bonded old snow requires caution. Hardly any decrease in avalanche danger.