

# Avalanche Forecast

## Saturday 09 02 2019

Published 09 02 2019, 08:00

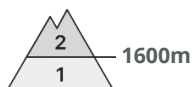
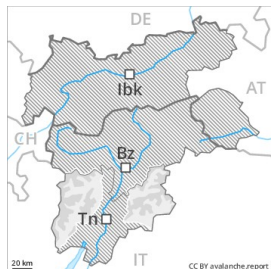


Avalanche.report





## Danger Level 2 - Moderate



**Tendency: Constant avalanche danger** →  
on Sunday 10 02 2019



Persistent  
weak layer



Wind-drifted  
snow



### Weak layers in the old snowpack necessitate defensive route selection.

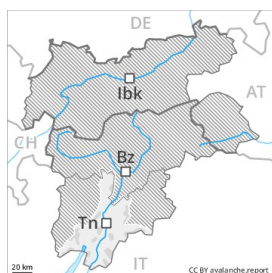
Dry avalanches can in some places be released by small loads and reach large size in isolated cases. This applies in all aspects and adjacent to ridgelines and in gullies and bowls. The avalanche prone locations are to be found in particular at transitions from a shallow to a deep snowpack and in areas close to the tree line. In addition the fresh wind slabs are capable of being triggered in some locations. Backcountry touring and other off-piste activities call for experience in the assessment of avalanche danger and careful route selection.

### Snowpack

Faceted weak layers exist in the bottom section of the snowpack in particular in shady places that are protected from the wind. Whumpfung sounds and the formation of shooting cracks when stepping on the snowpack serve as an alarm indicating the danger. The surface of the snowpack will freeze, but a strong crust will not form and will soften earlier than the day before.



## Danger Level 2 - Moderate



**Tendency: Constant avalanche danger** →  
 on Sunday 10 02 2019



Persistent weak layer



Treeline



Wind-drifted snow



Treeline

### Weak layers in the old snowpack necessitate defensive route selection.

Dry avalanches can in some places be released by small loads and reach large size in isolated cases. This applies on steep shady slopes and adjacent to ridgelines and in gullies and bowls. The avalanche prone locations are to be found in particular at transitions from a shallow to a deep snowpack and in areas close to the tree line. In addition the fresh wind slabs are capable of being triggered in some locations. Backcountry touring and other off-piste activities call for experience in the assessment of avalanche danger and careful route selection.

### Snowpack

Faceted weak layers exist in the bottom section of the snowpack in particular in shady places that are protected from the wind. Whumpfung sounds and the formation of shooting cracks when stepping on the snowpack serve as an alarm indicating the danger. The surface of the snowpack will freeze, but a strong crust will not form and will soften earlier than the day before.