

# Avalanche Forecast

## Sunday 10 02 2019

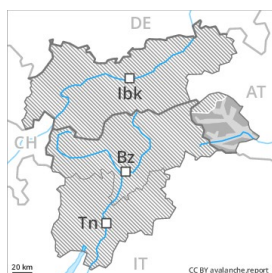
Published 09 02 2019, 17:00



Avalanche.report



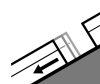
## Danger Level 3 - Considerable



**Tendency: Constant avalanche danger** →  
 on Monday 11 02 2019



Persistent weak layer



Gliding snow



Avalanches can be released in near-ground layers. Caution is to be exercised in areas with glide cracks. Fresh wind slabs require caution, especially adjacent to ridgelines.

Dry avalanches can as before be released by small loads. This applies in particular on very steep west, north and east facing slopes above approximately 1600 m, especially in areas where the snow cover is rather shallow. As a consequence of a sometimes strong wind from variable directions, wind slabs will form in particular adjacent to ridgelines in all aspects. In particular shady slopes are precarious. Backcountry touring and other off-piste activities call for experience in the assessment of avalanche danger and careful route selection. In highly frequented off-piste terrain and on popular backcountry touring routes the avalanche situation is a little more favourable. In addition a latent danger of gliding avalanches exists, in particular below approximately 2400 m on steep grassy slopes. Gliding avalanches can be released at any time of day or night, especially in the regions with a lot of snow.

## Snowpack

### Danger patterns

dp 1: deep persistent weak layer

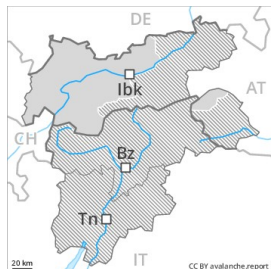
dp 2: gliding snow

Faceted weak layers exist in the old snowpack in particular between approximately 1600 and 2600 m. The snowpack will be prone to triggering in some places, in particular on very steep west, north and east facing slopes. Whumpfung sounds and the formation of shooting cracks when stepping on the snowpack can indicate the danger. Some snow will fall. The wind will be strong in some regions. The snowpack will be moist at low altitude. This applies on sunny slopes.

## Tendency

The avalanche danger will increase but remain within the current danger level.

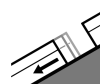
## Danger Level 2 - Moderate



**Tendency: Increasing avalanche danger**  
 on Monday 11 02 2019



Persistent  
 weak layer



Gliding snow



Weak layers in the upper part of the snowpack necessitate caution. Areas with glide cracks are to be avoided.

Dry avalanches can in isolated cases be released by large loads and reach medium size. The avalanche prone locations are to be found in particular on extremely steep southwest, south and southeast facing slopes between approximately 2300 and 2600 m. These places are barely recognisable, even to the trained eye. In highly frequented off-piste terrain and on popular backcountry touring routes the avalanche situation is more favourable. Fresh wind slabs require caution, especially on very steep shady slopes adjacent to ridgelines. As a consequence of fresh snow and a sometimes strong wind from variable directions, wind slabs will form during the course of the night. Places where surface hoar has been covered with snow are precarious. A latent danger of gliding avalanches exists, in particular below approximately 2400 m on steep grassy slopes. Gliding avalanches can be released at any time of day or night.

### Snowpack

**Danger patterns**

dp 4: cold following warm / warm following cold

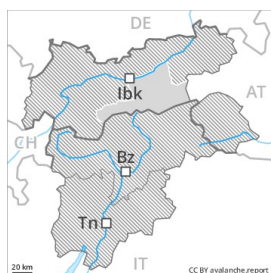
dp 2: gliding snow

Fresh wind slabs are lying on soft layers on northwest to north to northeast facing aspects. Faceted weak layers exist in the top section of the old snowpack. This applies in particular on extremely steep southwest, south and southeast facing slopes between approximately 2300 and 2600 m. No distinct weak layers exist in the bottom section of the old snowpack. The snowpack will be moist at low altitude. This applies on sunny slopes.

### Tendency

Increase in avalanche danger as a consequence of fresh snow and strong wind.

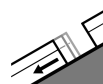
## Danger Level 2 - Moderate



**Tendency: Increasing avalanche danger**  
 on Monday 11 02 2019



Persistent  
 weak layer



Gliding snow



Isolated avalanche prone weak layers exist in the old snowpack. Caution is to be exercised in areas with glide cracks.

Avalanches can in isolated cases be released by large loads and reach medium size. The avalanche prone locations for dry avalanches are to be found especially on steep, little used slopes between approximately 2300 and 2600 m. This applies in all aspects. These places are barely recognisable, even to the trained eye. Areas where the snow cover is rather shallow are unfavourable. Fresh wind slabs require caution, especially on very steep shady slopes adjacent to ridgelines. As a consequence of fresh snow and a sometimes strong wind from variable directions, wind slabs will form during the course of the night. Places where surface hoar has been covered with snow are precarious. This applies in particular below the tree line. Snow sport activities outside marked and open pistes call for experience in the assessment of avalanche danger. A latent danger of gliding avalanches exists, in particular below approximately 2400 m on steep grassy slopes. Gliding avalanches can be released at any time of day or night.

### Snowpack

**Danger patterns**

dp 4: cold following warm / warm following cold

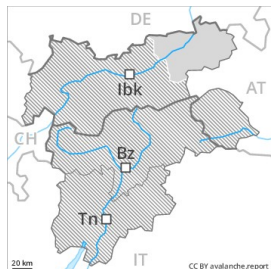
dp 2: gliding snow

Isolated avalanche prone weak layers exist in the top section of the old snowpack. This applies in particular on extremely steep southwest, south and southeast facing slopes between approximately 2300 and 2600 m. Isolated avalanche prone weak layers exist in the bottom section of the old snowpack in particular on steep shady slopes. This also applies between approximately 2300 and 2600 m. The snowpack will be moist at low altitude. This applies on sunny slopes.

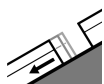
### Tendency

Increase in avalanche danger as a consequence of fresh snow and strong wind.

## Danger Level 2 - Moderate



**Tendency: Increasing avalanche danger**  
 on Monday 11 02 2019



Gliding snow



2400m



Wind-drifted  
 snow



Areas with glide cracks are to be avoided. Fresh wind slabs require caution.

A latent danger of gliding avalanches exists, in particular below approximately 2400 m on steep grassy slopes. Gliding avalanches can be released at any time of day or night. Fresh wind slabs require caution, especially on very steep shady slopes. As a consequence of fresh snow and a sometimes strong wind from variable directions, wind slabs will form during the night. In particular places where surface hoar has been covered with snow are precarious. This applies in particular on shady slopes below the tree line.

### Snowpack

**Danger patterns**

dp 2: gliding snow

dp 6: cold, loose snow and wind

Fresh wind slabs are lying on soft layers on northwest to north to northeast facing aspects. The somewhat older wind slabs have bonded well with the old snowpack. No distinct weak layers exist in the bottom section of the old snowpack. The snowpack will be moist at low altitude. This applies on sunny slopes.

### Tendency

Increase in danger as a consequence of fresh snow and strong wind.