

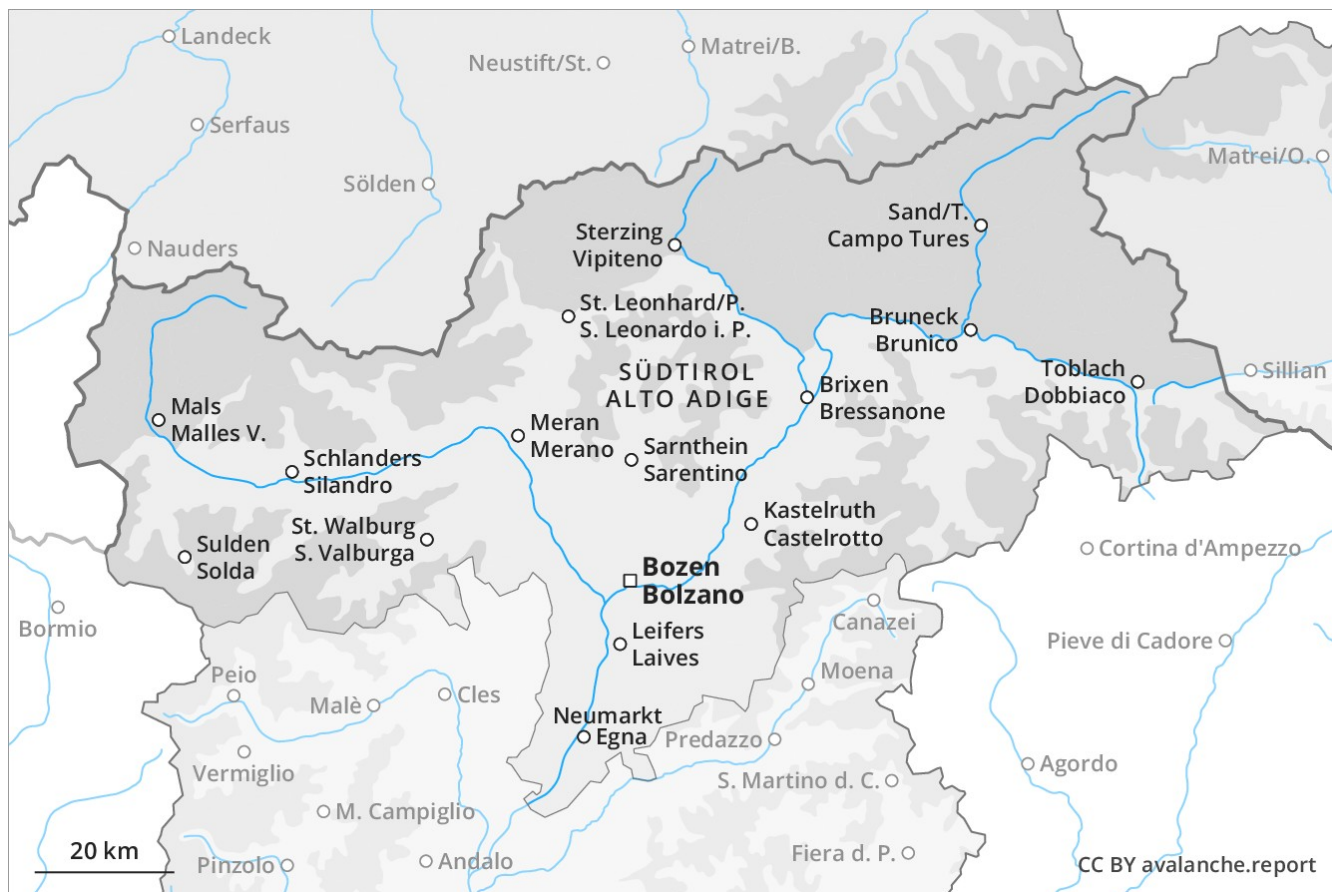
# Avalanche Forecast

## Saturday 23 02 2019

Published 22 02 2019, 17:00



Avalanche.report



## Danger Level 2 - Moderate



**Tendency: Constant avalanche danger** →  
 on Sunday 24 02 2019



Gliding snow



Wind-drifted snow



### Gliding avalanches require caution. Fresh wind slabs require caution.

An appreciable danger of gliding avalanches exists, in particular in the regions with a lot of snow on steep grassy slopes below approximately 2600 m. Areas with glide cracks are to be avoided as far as possible. As a consequence of a strong to storm force northerly wind, sometimes avalanche prone wind slabs will form in all aspects. They are clearly recognisable to the trained eye. Weakly bonded old snow: Dry avalanches can in some places be released in the old snowpack by large loads, especially in little used backcountry terrain. This applies especially on steep shady slopes in particular above approximately 2000 m in areas where the snow cover is rather shallow. The avalanche prone locations are rather rare but are barely recognisable, even to the trained eye. Slight increase in avalanche danger as a consequence of warming during the day and solar radiation. In steep terrain there is a danger of falling on the icy crust.

### Snowpack

**Danger patterns**

dp 2: gliding snow

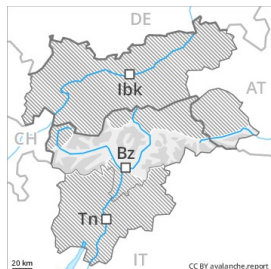
dp 6: cold, loose snow and wind

In some regions up to 10 cm of snow. fell above approximately 2000 m. Isolated avalanche prone weak layers exist in the bottom section of the snowpack, in particular on steep shady slopes above approximately 2000 m. Fresh wind slabs will be deposited on soft layers on shady slopes, in particular at high altitude.

### Tendency

The avalanche danger will persist. Moderate, level 2.

## Danger Level 2 - Moderate



**Tendency: Constant avalanche danger** →  
 on Sunday 24 02 2019



Persistent weak layer



Wind-drifted snow



### Wind slabs and weakly bonded old snow require caution.

Dry avalanches can in some places be released in the old snowpack by large loads. This applies especially on very steep shady slopes in particular above approximately 2000 m in areas where the snow cover is rather shallow. Mostly the avalanches in these locations are medium-sized. The avalanche prone locations are rather rare but are barely recognisable, even to the trained eye. The strong wind will transport the loosely bonded old snow. The fresh wind slabs in steep terrain are to be bypassed. Slight increase in avalanche danger as a consequence of warming during the day and solar radiation. In steep terrain there is a danger of falling on the icy crust.

### Snowpack

**Danger patterns**

dp 1: deep persistent weak layer

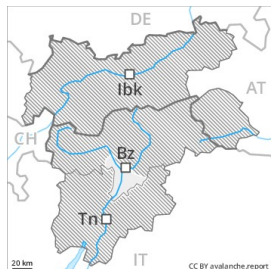
dp 6: cold, loose snow and wind

The surface of the snowpack has frozen to form a strong crust only at high altitudes, in particular on steep sunny slopes. Isolated avalanche prone weak layers exist in the bottom section of the snowpack, in particular on shady slopes above approximately 2000 m. The fresh wind slabs are easy for the trained eye to recognise and can in some cases be released easily especially at their margins.

### Tendency

The avalanche danger will persist. Moderate, level 2.

## Danger Level 1 - Low



**Tendency: Constant avalanche danger** →  
on Sunday 24 02 2019



Persistent  
weak layer



Treeline



Wet snow



2200m

Slight increase in avalanche danger as a consequence of warming during the day.

The early morning will see quite favourable conditions generally. As the day progresses as a consequence of warming during the day and solar radiation there will be only a slight increase in the danger of moist avalanches. Avalanches can in isolated cases be released by small loads and reach medium size. The fresh wind slabs must be evaluated with care and prudence in all aspects. Weakly bonded old snow: Individual avalanche prone locations for dry avalanches are to be found in particular on very steep shady slopes above the tree line. In steep terrain there is a danger of falling on the icy crust.

### Snowpack

Only a little snow is lying. The surface of the snowpack has frozen to form a strong crust only at high altitudes and will soften during the day, especially on steep sunny slopes. Faceted weak layers exist in the bottom section of the snowpack in particular in shady places that are protected from the wind.

### Tendency

Low, level 1.