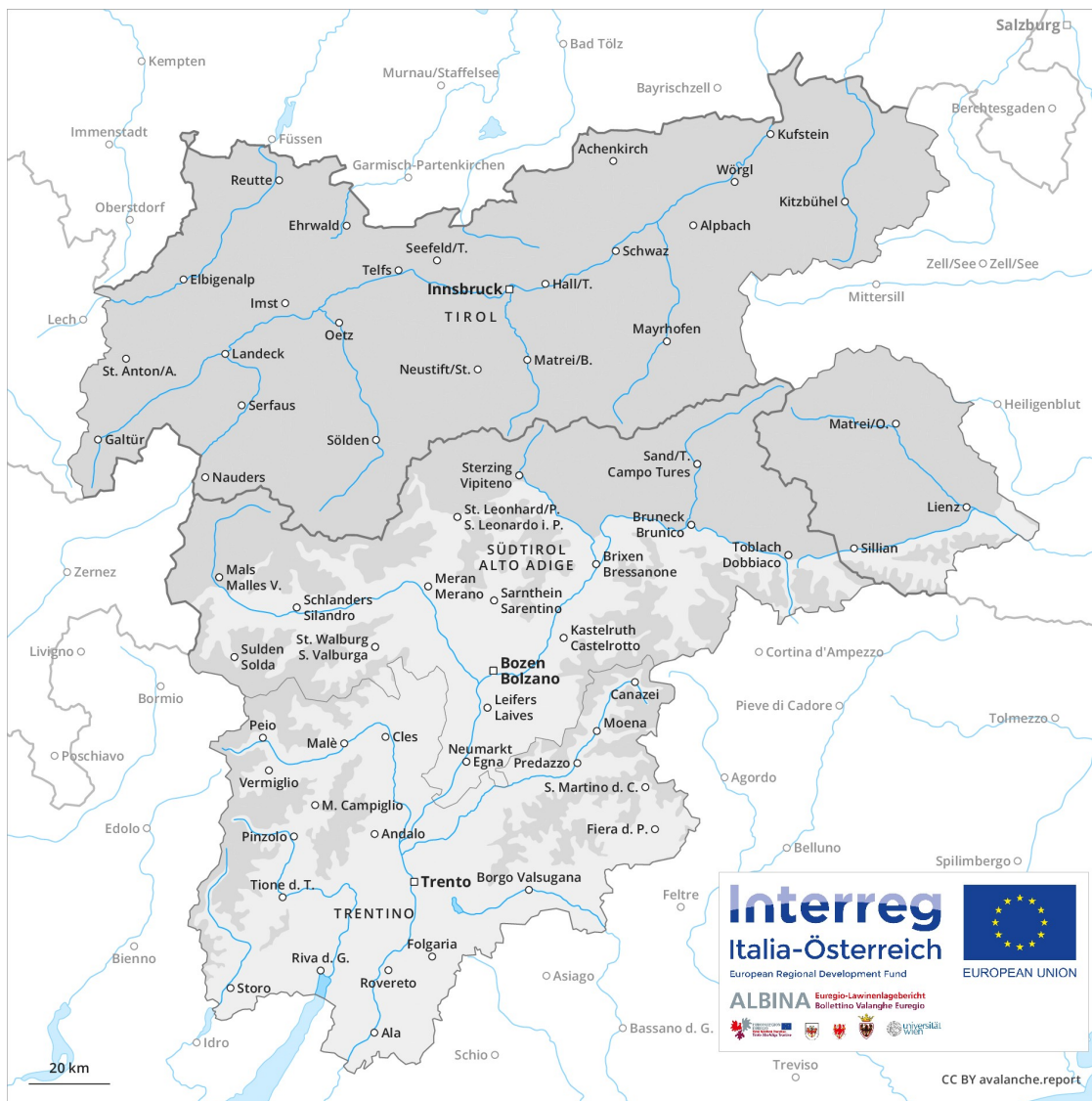


# Avalanche Forecast Sunday 24 02 2019

Published 23 02 2019, 17:00



Avalanche.report



## Danger Level 2 - Moderate



**Tendency: Decreasing avalanche danger**  
on Monday 25 02 2019



Persistent weak layer



### Weakly bonded old snow requires caution.

Dry avalanches can in some places be released in the old snowpack by large loads. This applies especially on very steep shady slopes in particular above approximately 2000 m in areas where the snow cover is rather shallow. Mostly the avalanches in these locations are medium-sized. The avalanche prone locations are rather rare but are barely recognisable, even to the trained eye. Slight increase in avalanche danger as a consequence of warming during the day and solar radiation. In steep terrain there is a danger of falling on the icy crust.

### Snowpack

#### Danger patterns

dp 1: deep persistent weak layer

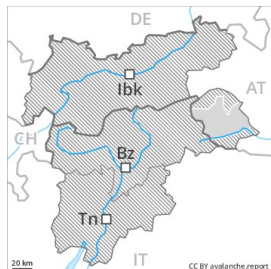
Outgoing longwave radiation during the night will be good. The surface of the snowpack will soften during the day. This applies at low altitude as well as on very steep sunny slopes. Isolated avalanche prone weak layers exist in the bottom section of the snowpack, in particular on shady slopes above approximately 2000 m.

### Tendency

The avalanche danger will decrease gradually.



## Danger Level 2 - Moderate



**Tendency: Constant avalanche danger** →  
on Monday 25 02 2019



Gliding snow



2600m



Wind-drifted  
snow



2400m

### Gliding avalanches require caution. Fresh wind slabs require caution.

An appreciable danger of gliding avalanches exists, in particular in the regions with a lot of snow on steep grassy slopes below approximately 2600 m. Areas with glide cracks are to be avoided as far as possible. As a consequence of a strong to storm force northerly wind, sometimes avalanche prone wind slabs formed on northwest, north and northeast facing slopes. They are clearly recognisable to the trained eye. Weakly bonded old snow: Dry avalanches can in some places be released in the old snowpack by large loads, especially in little used backcountry terrain. This applies especially on steep shady slopes between approximately 2000 and 2600 m in areas where the snow cover is rather shallow. The avalanche prone locations are rather rare but are barely recognisable, even to the trained eye. Slight increase in avalanche danger as a consequence of warming during the day and solar radiation. In steep terrain there is a danger of falling on the icy crust.

### Snowpack

**Danger patterns**

dp 2: gliding snow

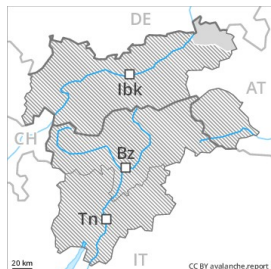
dp 6: cold, loose snow and wind

Isolated avalanche prone weak layers exist in the bottom section of the snowpack, in particular on steep shady slopes between approximately 2000 and 2600 m as well as on extremely steep sunny slopes in high Alpine regions. Fresh wind slabs will be deposited on soft layers on shady slopes, in particular at high altitude. The surface of the snowpack will soften during the day. This applies at low altitude as well as on very steep sunny slopes in particular below approximately 2600 m.

### Tendency

The avalanche danger will persist. Moderate, level 2.

## Danger Level 2 - Moderate




**Tendency: Constant avalanche danger** →  
 on Monday 25 02 2019



Gliding snow



Wind-drifted snow



### Gliding snow represents the main danger. Fresh wind slabs require caution.

A latent danger of gliding avalanches exists. This applies on steep grassy slopes. The avalanche prone locations are to be found in all aspects below approximately 2000 m and on steep sunny slopes. As a consequence of warming during the day and the solar radiation, the likelihood of gliding avalanches and moist snow slides being released will increase a little. During the night as well, individual gliding avalanches are possible. In their paths avalanches can entrain large quantities of snow. These can in isolated cases reach very large size. Areas with glide cracks are to be avoided. Moist loose snow avalanches are to be expected. In the regions exposed to heavier precipitation this applies on extremely steep sunny slopes, this applies in the afternoon. The strong wind has transported the fresh and old snow significantly. This applies at high altitudes and in high Alpine regions. The fresh wind slabs can be released by a single winter sport participant in some cases in particular on northwest to north to northeast facing aspects above approximately 2000 m. Such avalanche prone locations are rather rare and are clearly recognisable to the trained eye. Mostly avalanches are only small. At elevated altitudes the avalanche prone locations will become more prevalent. The backcountry and freeriding conditions are generally favourable.

### Snowpack

**Danger patterns**

dp 2: gliding snow

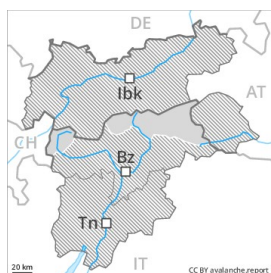
dp 6: cold, loose snow and wind

Fresh wind slabs are lying on soft layers on northwest to north to northeast facing aspects above the tree line. Outgoing longwave radiation during the night will be good. The surface of the snowpack will soften during the day. This applies at low altitude as well as on very steep sunny slopes. The old snowpack will be moist at low altitude. The old snowpack will be in most cases favourable.

### Tendency

Gliding snow represents the main danger. Slight increase in danger as a consequence of warming during the day and solar radiation.

## Danger Level 2 - Moderate



**Tendency: Constant avalanche danger** →  
 on Monday 25 02 2019



### Gliding avalanches require caution. Fresh wind slabs require caution.

An appreciable danger of gliding avalanches exists, in particular in the regions with a lot of snow on steep grassy slopes below approximately 2600 m. Areas with glide cracks are to be avoided as far as possible. As a consequence of a strong to storm force northerly wind, sometimes avalanche prone wind slabs will form in all aspects. They are clearly recognisable to the trained eye. Weakly bonded old snow: Dry avalanches can in some places be released in the old snowpack by large loads, especially in little used backcountry terrain. This applies especially on steep shady slopes in particular above approximately 2000 m in areas where the snow cover is rather shallow. The avalanche prone locations are rather rare but are barely recognisable, even to the trained eye. Slight increase in avalanche danger as a consequence of warming during the day and solar radiation. In steep terrain there is a danger of falling on the icy crust.

### Snowpack

**Danger patterns**

dp 2: gliding snow

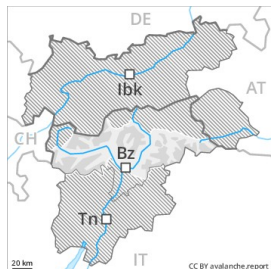
dp 6: cold, loose snow and wind

Isolated avalanche prone weak layers exist in the bottom section of the snowpack, in particular on steep shady slopes above approximately 2000 m. Fresh wind slabs will be deposited on soft layers on shady slopes, in particular at high altitude.

### Tendency

Increase in avalanche danger as a consequence of warming during the day and solar radiation. Moderate, level 2.

## Danger Level 2 - Moderate



**Tendency: Constant avalanche danger** →  
 on Monday 25 02 2019



Persistent weak layer



Wind-drifted snow



### Wind slabs and weakly bonded old snow require caution.

Dry avalanches can in some places be released in the old snowpack by large loads. This applies especially on very steep shady slopes in particular above approximately 2000 m in areas where the snow cover is rather shallow. Mostly the avalanches in these locations are medium-sized. The avalanche prone locations are rather rare but are barely recognisable, even to the trained eye. The strong wind has transported the old snow. The fresh wind slabs in steep terrain are to be bypassed. Slight increase in avalanche danger as a consequence of warming during the day and solar radiation. In steep terrain there is a danger of falling on the icy crust.

### Snowpack

**Danger patterns**

dp 1: deep persistent weak layer

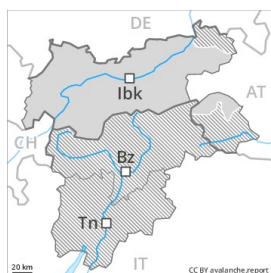
dp 6: cold, loose snow and wind

The surface of the snowpack has frozen to form a strong crust only at high altitudes, in particular on steep sunny slopes. Isolated avalanche prone weak layers exist in the bottom section of the snowpack, in particular on shady slopes above approximately 2000 m. The fresh wind slabs are easy for the trained eye to recognise and can in some cases be released easily especially at their margins.

### Tendency

The avalanche danger will persist. Moderate, level 2.

## Danger Level 2 - Moderate



**Tendency: Constant avalanche danger** →  
 on Monday 25 02 2019



Gliding snow



2600m



Wind-drifted  
 snow



2400m

### Gliding snow represents the main danger. Fresh wind slabs require caution.

A latent danger of gliding avalanches exists. This applies on steep grassy slopes. The avalanche prone locations are to be found in all aspects below approximately 2000 m and on steep sunny slopes below approximately 2600 m. As a consequence of warming during the day and the solar radiation, the likelihood of gliding avalanches and moist snow slides being released will increase a little. During the night as well, individual gliding avalanches are possible. In their paths avalanches can entrain large quantities of snow. These can in isolated cases reach very large size. Areas with glide cracks are to be avoided. The strong wind has transported the fresh and old snow significantly. This applies at high altitudes and in high Alpine regions. The fresh wind slabs can be released by a single winter sport participant in some cases in particular on northwest to north to northeast facing aspects above approximately 2400 m. Such avalanche prone locations are rather rare and are clearly recognisable to the trained eye. Mostly avalanches are only small. At elevated altitudes the avalanche prone locations will become more prevalent. The backcountry and freeriding conditions are generally favourable.

### Snowpack

**Danger patterns**

dp 2: gliding snow

dp 6: cold, loose snow and wind

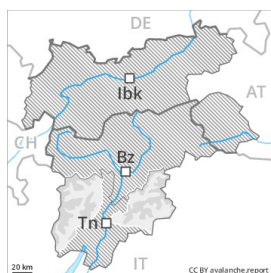
Fresh wind slabs are lying on soft layers on northwest to north to northeast facing aspects above the tree line. Outgoing longwave radiation during the night will be good. The surface of the snowpack will soften during the day. This applies at low altitude as well as on very steep sunny slopes below approximately 2400 m. The old snowpack will be moist at low altitude. The old snowpack will be in most cases favourable.

### Tendency

Gliding snow represents the main danger. Slight increase in danger as a consequence of warming during the day and solar radiation.



## Danger Level 2 - Moderate



**Tendency: Constant avalanche danger** →  
 on Monday 25 02 2019



Persistent weak layer



Treeline



Wet snow



Weak layers in the lower part of the snowpack necessitate caution and restraint. As a consequence of warming during the day and solar radiation the prevalence of avalanche prone locations will increase in the afternoon.

The wind slabs have bonded quite well with the old snowpack in particular on steep sunny slopes. These can be released, especially by large additional loads. Faceted weak layers exist in the bottom section of the old snowpack especially on steep west, north and east facing slopes. The avalanche prone locations are to be found in particular at transitions from a shallow to a deep snowpack and in gullies and bowls, and behind abrupt changes in the terrain. A clear night will be followed in the early morning by quite favourable conditions generally, but the avalanche danger will increase later. Moist avalanches can in isolated cases penetrate near-ground layers of the snowpack and reach large size in particular on sunny slopes. Backcountry tours and off-piste skiing should be started very early and concluded timely.

### Snowpack

**Danger patterns**

dp 10: springtime scenario

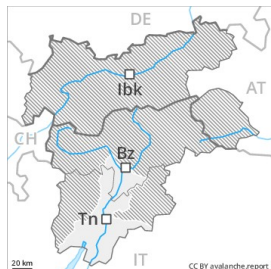
The snowpack will become in most cases well bonded. The surface of the snowpack has frozen to form a strong crust and will soften during the day. Wind slabs are lying on the unfavourable surface of an old snowpack in particular on extremely steep, rather lightly snow-covered shady slopes. Faceted weak layers exist in the bottom section of the snowpack in particular here.

### Tendency

As a consequence of warming during the day and the solar radiation, the likelihood of moist loose snow avalanches being released will increase gradually in particular on rocky sunny slopes below approximately 2500 m.



## Danger Level 1 - Low




**Tendency: Constant avalanche danger** →  
 on Monday 25 02 2019



Persistent  
 weak layer



Treeline



Wet snow



2200m

Slight increase in avalanche danger as a consequence of warming during the day.

The early morning will see quite favourable conditions generally. As the day progresses as a consequence of warming during the day and solar radiation there will be only a slight increase in the danger of moist avalanches. Avalanches can in isolated cases be released by small loads and reach medium size. The fresh wind slabs must be evaluated with care and prudence in all aspects. Weakly bonded old snow: Individual avalanche prone locations for dry avalanches are to be found in particular on very steep shady slopes above the tree line. In steep terrain there is a danger of falling on the icy crust.

### Snowpack

Only a little snow is lying. The surface of the snowpack has frozen to form a strong crust only at high altitudes and will soften during the day, especially on steep sunny slopes. Faceted weak layers exist in the bottom section of the snowpack in particular in shady places that are protected from the wind.

### Tendency

Low, level 1.