

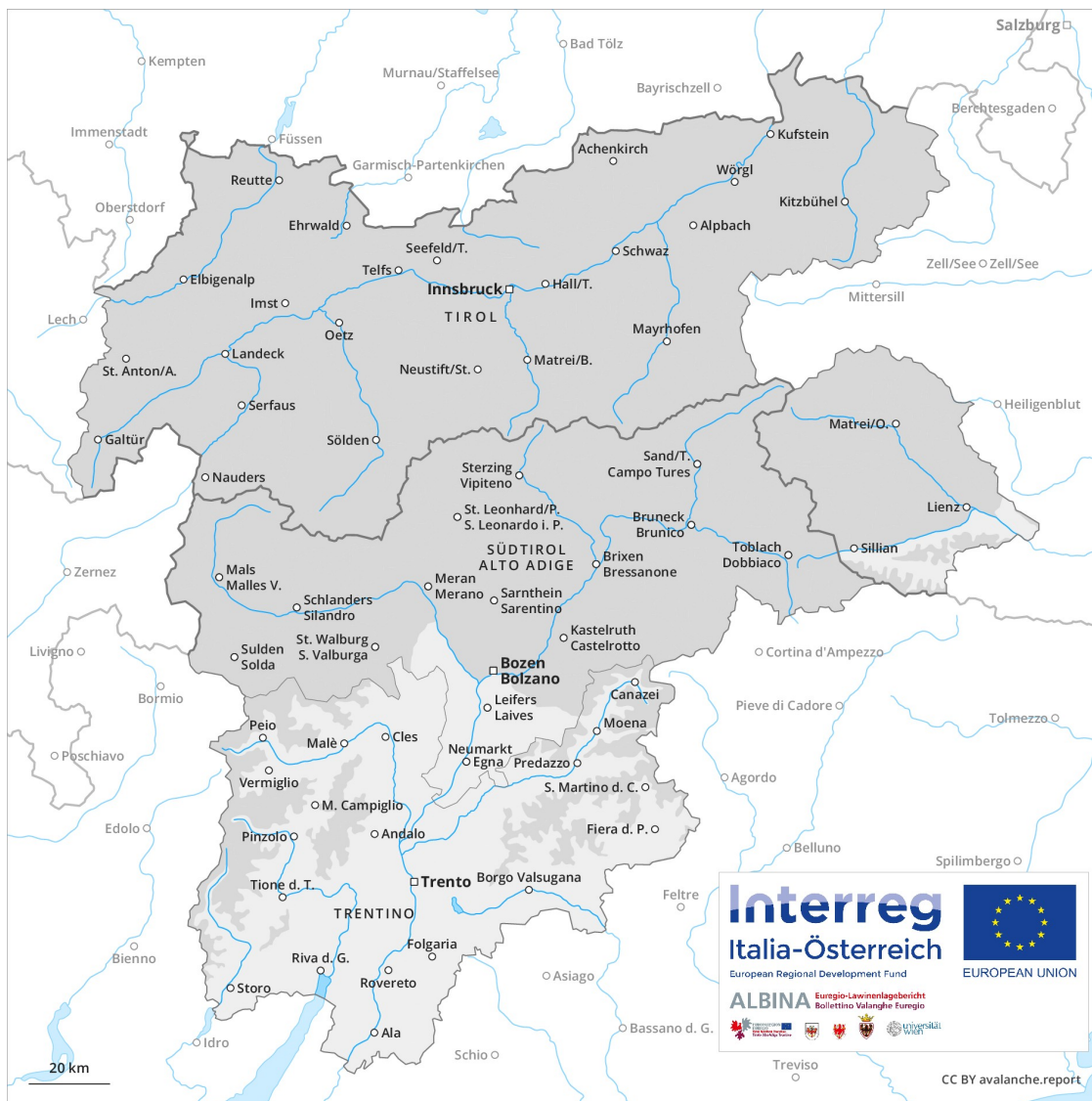
# Avalanche Forecast

## Tuesday 05 03 2019

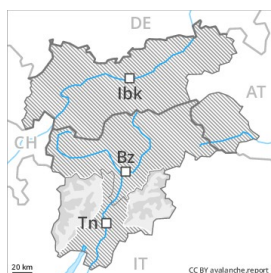
Published 04 03 2019, 17:00



Avalanche.report



## Danger Level 2 - Moderate



**Tendency: Constant avalanche danger** →  
on Wednesday 06 03 2019



Wind-drifted  
snow



Treeline



Gliding snow



2500m

Fresh snow and wind slabs in particular adjacent to ridgelines and in gullies and bowls.

The mostly small wind slabs of the last few days represent the main danger. These can in some places be released by small loads. This applies especially on very steep shady slopes adjacent to ridgelines and in pass areas. These avalanche prone locations are clearly recognisable to the trained eye. Individual small and medium-sized natural avalanches are possible. As a consequence of warming during the day and the solar radiation, the likelihood of moist loose snow avalanches being released will increase gradually in particular on steep slopes below approximately 2000 m.

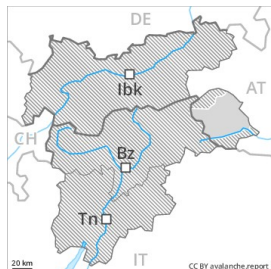
### Snowpack

5 to 10 cm of snow, and even more in some localities, will fall above approximately 1500 m. During the night the wind will be moderate to strong at times. In particular adjacent to ridgelines and in gullies and bowls as well as in high Alpine regions wind slabs will form. Faceted weak layers exist deeper in the old snowpack especially in shady places that are protected from the wind.

### Tendency

The danger of moist avalanches will increase a little during the day.

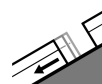
## Danger Level 2 - Moderate



**Tendency: Constant avalanche danger** →  
 on Wednesday 06 03 2019



Wind-drifted  
 snow



Gliding snow



Fresh wind slabs in particular in shady places that are protected from the wind. Caution is to be exercised in areas with glide cracks.

As a consequence of fresh snow and a strong to storm force wind from variable directions, sometimes avalanche prone wind slabs will form. The avalanche prone locations are to be found in particular on very steep shady slopes and adjacent to ridgelines in all aspects above approximately 2200 m. The fresh wind slabs can be released, even by a single winter sport participant, but they will be small in most cases. The avalanche prone locations are clearly recognisable to the trained eye. At elevated altitudes avalanche prone locations are more widespread. In addition a latent danger of gliding avalanches exists. This applies on steep grassy slopes below approximately 2600 m, especially on sunny slopes. As a consequence of the rain, the likelihood of gliding avalanches being released will increase a little. This applies in all aspects below approximately 1500 m. Medium-sized and, in isolated cases, large gliding avalanches are possible. Caution is to be exercised in areas with glide cracks.

## Snowpack

### Danger patterns

dp 6: cold, loose snow and wind

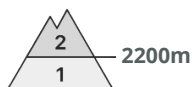
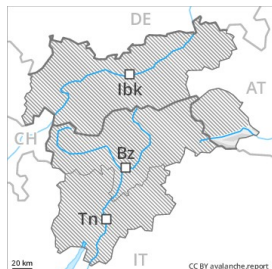
dp 2: gliding snow

Over a wide area 5 to 15 cm of snow, and even more in some localities, will fall. The wind will be strong to storm force. The fresh wind slabs are lying on soft layers especially on shady slopes. This applies in places that are protected from the wind. As a consequence of the strong wind the wind slabs will increase in size moderately. The old snowpack will be in most cases stable. In very isolated cases weak layers exist deep in the old snowpack on northwest, north and northeast facing slopes. This applies in particular between approximately 2000 and 2600 m. The snowpack will be subject to considerable local variations. The snowpack will be wet all the way through at low altitude.

## Tendency

Fresh wind slabs represent the main danger.

## Danger Level 2 - Moderate



**Tendency: Constant avalanche danger** →  
on Wednesday 06 03 2019



Wind-drifted  
snow



Fresh wind slabs in particular in shady places that are protected from the wind.

As a consequence of fresh snow and a strong to storm force wind from variable directions, sometimes avalanche prone wind slabs will form. The avalanche prone locations are to be found in particular on very steep shady slopes and adjacent to ridgelines in all aspects above approximately 2200 m. The fresh wind slabs can be released, even by a single winter sport participant, but they will be small in most cases. The avalanche prone locations are clearly recognisable to the trained eye. At elevated altitudes avalanche prone locations are more widespread.

### Snowpack

**Danger patterns**

dp 6: cold, loose snow and wind

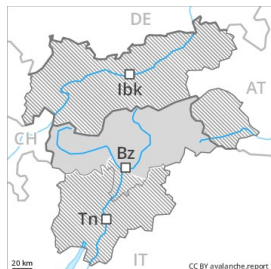
Over a wide area 5 to 15 cm of snow, and even more in some localities, will fall. The wind will be strong to storm force. The fresh wind slabs are lying on soft layers especially on shady slopes. This applies in places that are protected from the wind. As a consequence of the strong wind the wind slabs will increase in size moderately. The old snowpack will be in most cases stable. In very isolated cases weak layers exist deep in the old snowpack on northwest, north and northeast facing slopes. This applies in particular between approximately 2000 and 2600 m. The snowpack will be subject to considerable local variations. The snowpack will be wet all the way through at low altitude.

### Tendency

Fresh wind slabs represent the main danger.



## Danger Level 2 - Moderate



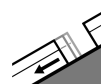
**Tendency: Constant avalanche danger** →  
on Wednesday 06 03 2019



Wind-drifted  
snow



Treeline



Gliding snow



2500m

### Fresh wind slabs especially in places that are protected from the wind.

The fresh wind slabs can in some places be released easily. These avalanche prone locations are clearly recognisable to the trained eye. Individual small and medium-sized natural avalanches are possible. Dry avalanches can in isolated cases be released in the old snowpack by large loads. This applies especially on very steep shady slopes especially above approximately 2000 m in areas where the snow cover is rather shallow. The avalanche prone locations are rather rare but are difficult to recognise. Mostly avalanches are medium-sized. Wet and gliding snow require caution. Areas with glide cracks are to be avoided as far as possible.

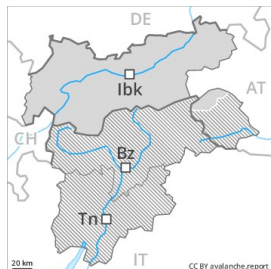
### Snowpack

5 to 15 cm of snow. will fall above approximately 1500 m. In localities where more than 20 cm of snow falls the avalanche danger is greater. The wind will be moderate to strong. In particular adjacent to ridgelines and in gullies and bowls as well as in high Alpine regions wind slabs will form. From late morning the weather will be sunny. Faceted weak layers exist deeper in the old snowpack especially in shady places that are protected from the wind.

### Tendency

As a consequence of the solar radiation, the likelihood of dry and moist avalanches being released will increase a little especially on very steep sunny slopes.

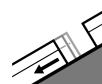
## Danger Level 2 - Moderate



**Tendency: Constant avalanche danger** →  
 on Wednesday 06 03 2019



Wind-drifted  
 snow



Gliding snow



Fresh wind slabs in particular in shady places that are protected from the wind. Caution is to be exercised in areas with glide cracks.

As a consequence of fresh snow and a strong to storm force wind from variable directions, sometimes avalanche prone wind slabs will form. The avalanche prone locations are to be found in particular on very steep shady slopes and adjacent to ridgelines in all aspects above approximately 2200 m. The fresh wind slabs can be released, even by a single winter sport participant, but they will be small in most cases. The avalanche prone locations are clearly recognisable to the trained eye. At elevated altitudes avalanche prone locations are more widespread. In addition a latent danger of gliding avalanches exists. This applies on steep grassy slopes below approximately 2600 m, especially on sunny slopes. As a consequence of the rain, the likelihood of gliding avalanches being released will increase a little. This applies in all aspects below approximately 1500 m. Individual very large gliding avalanches are possible. Caution is to be exercised in areas with glide cracks.

## Snowpack

### Danger patterns

dp 6: cold, loose snow and wind

dp 2: gliding snow

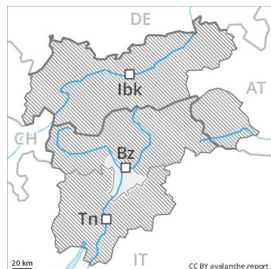
Over a wide area 5 to 15 cm of snow, and even more in some localities, will fall. The wind will be strong to storm force. The fresh wind slabs are lying on soft layers especially on shady slopes. This applies in places that are protected from the wind. As a consequence of the strong wind the wind slabs will increase in size moderately. The snowpack will be subject to considerable local variations. The old snowpack will be stable over a wide area. The snowpack will be wet all the way through at low altitude.

## Tendency

Fresh wind slabs represent the main danger.



## Danger Level 1 - Low



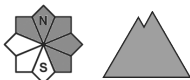
1 Treeline

**Tendency: Constant avalanche danger** →

on Wednesday 06 03 2019



Wind-drifted  
snow



### Fresh wind slabs require caution.

The wind slabs represent the main danger. The avalanche prone locations are to be found in particular on northwest to north to southeast facing aspects above the tree line. Fresh wind slabs are mostly rather small but in some cases prone to triggering. Even a small avalanche can sweep snow sport participants along and give rise to falls. As a consequence of the solar radiation, the likelihood of moist and wet avalanches being released will increase a little on steep south and west facing slopes below approximately 2400 m.

### Snowpack

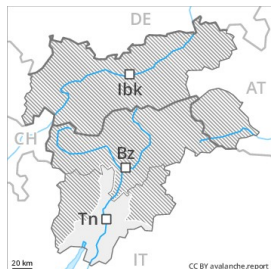
5 cm of snow, and up to 10 cm in some localities, will fall during the night above approximately 1500 m. The wind will be strong briefly. In particular adjacent to ridgelines and in gullies and bowls as well as at high altitude mostly small wind slabs will form. The old snowpack will be generally subject to considerable local variations. On south facing slopes thus far only a little snow is lying at low and intermediate altitudes.

### Tendency

A generally favourable avalanche situation will prevail.



## Danger Level 1 - Low



**Tendency: Constant avalanche danger** →  
on Wednesday 06 03 2019



Wind-drifted  
snow



Treeline

### Fresh wind slabs require caution.

The mostly small wind slabs represent the main danger. These are mostly shallow but can be released easily especially at their margins. The avalanche prone locations are to be found in particular on northwest to north to southeast facing aspects above the tree line. As a consequence of the solar radiation, the likelihood of moist and wet avalanches being released will increase a little on steep south and west facing slopes at intermediate altitudes.

### Snowpack

5 cm of snow, and up to 10 cm in some localities, will fall during the night above approximately 1500 m. The wind will be moderate to strong at times. In particular adjacent to ridgelines and in gullies and bowls mostly small wind slabs will form. The old snowpack will be generally subject to considerable local variations. On south facing slopes thus far only a little snow is lying in all altitude zones.

### Tendency

In all aspects a mostly favourable avalanche situation will prevail. The danger of moist avalanches will increase a little during the day.