

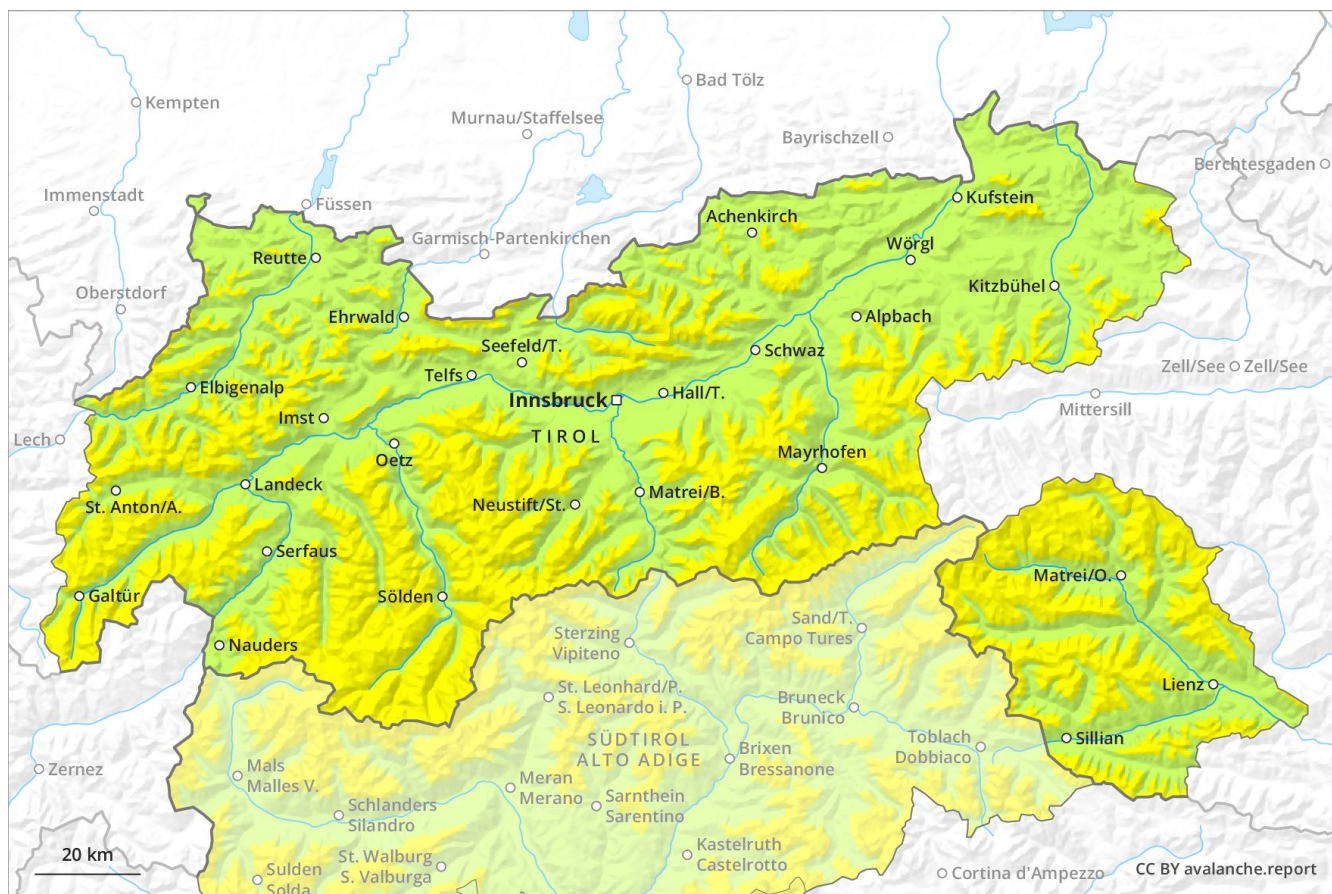
Avalanche Forecast

Friday 03 05 2019

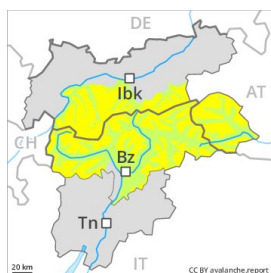
Published 02 05 2019, 17:00



Avalanche.report



Danger Level 2 - Moderate



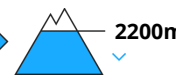
Tendency: Increasing avalanche danger
 on Saturday 04 05 2019



Wind-drifted
 snow



Wet snow



Fresh wind slabs are to be evaluated with care and prudence.

Slight increase in danger of dry avalanches as a consequence of fresh snow and wind. This applies in particular on steep west, north and east facing slopes at high altitudes and in high Alpine regions and adjacent to ridgelines. Single winter sport participants can release avalanches in some places. The prevalence of avalanche prone locations and likelihood of triggering will increase with altitude. The somewhat older wind slabs can be released, especially by large additional loads, in all aspects in high Alpine regions. Mostly avalanches are medium-sized. The avalanche prone locations are barely recognisable because of the poor visibility. A certain danger of wet and gliding avalanches exists. This applies on steep grassy slopes below approximately 2200 m in the regions with a lot of snow.

Snowpack

Danger patterns

dp 6: cold, loose snow and wind

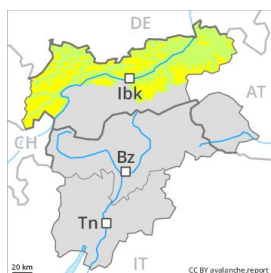
dp 3: rain

In some regions 10 to 20 cm of snow, and even more in some localities, will fall above approximately 2000 m. The fresh wind slabs are lying on soft layers in particular on steep shady slopes. This applies in particular above approximately 2400 m. Outgoing longwave radiation during the night will be severely restricted. The old snowpack will be wet all the way through at intermediate and high altitudes. Isolated avalanche prone weak layers exist in the top section of the snowpack in particular in high Alpine regions.

Tendency

Increase in avalanche danger as a consequence of the snowfall.

Danger Level 2 - Moderate



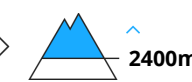
Tendency: Increasing avalanche danger
 on Saturday 04 05 2019



Wet snow



Wind-drifted snow



Fresh wind slabs are to be evaluated with care and prudence, especially adjacent to ridgelines at high altitudes and in high Alpine regions. Wet snow at intermediate altitudes.

Slight increase in danger of dry avalanches as a consequence of fresh snow and wind. This applies in particular on very steep northwest, north and northeast facing slopes at high altitudes and in high Alpine regions and adjacent to ridgelines. The prevalence of avalanche prone locations and likelihood of triggering will increase with altitude. Mostly avalanches are small. The avalanche prone locations are barely recognisable because of the poor visibility.

In addition a certain danger of wet and gliding avalanches exists. This applies on steep grassy slopes below approximately 2200 m and in the regions with a lot of snow.

Snowpack

Danger patterns

dp 3: rain

dp 6: cold, loose snow and wind

In some regions 10 to 20 cm of snow, and even more in some localities, will fall above approximately 2000 m. The fresh wind slabs are lying on soft layers in particular on steep shady slopes. This applies in particular above approximately 2400 m. Outgoing longwave radiation during the night will be severely restricted. The old snowpack will be wet all the way through at intermediate and high altitudes.

Tendency

Increase in avalanche danger as a consequence of the snowfall.