

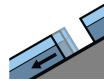


Danger Level 3 - Considerable



Tendency: Constant avalanche danger →

on Thursday 28 11 2019



Gliding snow



Wind-drifted snow



Treeline

Wind slabs are to be evaluated with care and prudence. Gliding snow at intermediate altitudes.

As a consequence of fresh snow and a moderate wind, wind slabs formed in the last few days. They are mostly easy to recognise but can be released easily. At high altitudes and in high Alpine regions avalanche prone locations are more prevalent. Caution is to be exercised in particular adjacent to ridgelines. More gliding avalanches are possible, in particular medium-sized ones, especially in the regions with a lot of snow below approximately 2400 m. As the day progresses as a consequence of the precipitation there will be only a slight increase in the avalanche danger.

Snowpack

Danger patterns

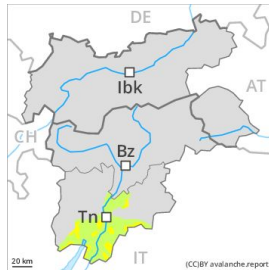
dp 2: gliding snow

dp 6: cold, loose snow and wind

The fresh wind slabs are in many cases rather small but can in some cases be released easily at their margins. These are lying on soft layers in particular on shady slopes above approximately 2000 m. The older wind slabs have bonded quite well with the old snowpack. Faceted weak layers exist deep in the old snowpack in particular on shady slopes. The snowpack remains quite moist, especially on steep sunny slopes below approximately 2000 m.



Danger Level 2 - Moderate



Tendency: Constant avalanche danger →
on Thursday 28 11 2019



Wind-drifted
snow



Treeline



Wet snow



Treeline

Individual mostly small moist loose snow avalanches are possible. The danger of moist avalanches will increase a little during the day.

On very steep grassy slopes individual mostly small gliding avalanches are possible. Elsewhere, avalanches can in some places be released, mostly by large loads, but they will be small in most cases, in particular on wind-loaded slopes. The prevalence of avalanche prone locations will increase with altitude. The danger of moist slab avalanches will increase a little during the day.

Snowpack

Danger patterns

dp 2: gliding snow

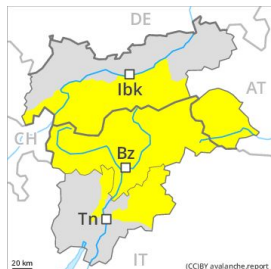
The snowpack remains moist at low and intermediate altitudes. Over a wide area fresh snow and wind slabs are lying on soft layers, especially above the tree line. Dry and moist avalanches can in isolated cases penetrate deep layers and reach medium size.

Tendency

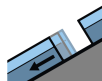
In some localities increase in avalanche danger as a consequence of the fresh snow.



Danger Level 2 - Moderate



Tendency: Constant avalanche danger →
on Thursday 28 11 2019



Gliding snow



2600m



Wind-drifted
snow



^ Treeline

Fresh wind slabs require caution.

In some localities increase in avalanche danger as a consequence of fresh snow and strong wind. The fresh wind slabs must be evaluated with care and prudence in particular on west to north to southeast facing aspects, in particular above the tree line. At high altitudes and in high Alpine regions avalanche prone locations are more prevalent. Caution is to be exercised in particular adjacent to ridgelines. Individual gliding avalanches are possible, even quite large ones, especially in the regions with a lot of snow below approximately 2600 m. Areas with glide cracks are to be avoided as far as possible.

Snowpack

Danger patterns

dp 6: cold, loose snow and wind

dp 2: gliding snow

5 to 10 cm of snow. will fall. Over a wide area strong southwesterly wind. The fresh wind slabs are clearly recognisable to the trained eye. They are mostly rather small. The older wind slabs have bonded quite well with the old snowpack. Faceted weak layers exist deep in the old snowpack above approximately 2800 m. The snowpack will be moist below the tree line.

Tendency

Moderate, level 2.

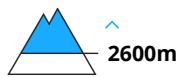
Danger Level 1 - Low



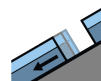
Tendency: Constant avalanche danger →
on Thursday 28 11 2019



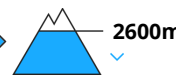
Wind-drifted
snow



2600m



Gliding snow



2600m

Fresh wind slabs at high altitude. Slides can occur on steep grassy slopes.

Individual avalanche prone locations for dry avalanches are to be found in particular on very steep shady slopes above approximately 2600 m, especially adjacent to ridgelines. Such avalanche prone locations are rare and are easy to recognise. Individual gliding avalanches and moist snow slides are possible.

Snowpack

Danger patterns

dp 6: cold, loose snow and wind

dp 2: gliding snow

The snowpack will be in most cases stable. The snowpack will become increasingly moist. This applies in all aspects below approximately 2000 m as well as on sunny slopes below approximately 2400 m. At low and intermediate altitudes hardly any snow is lying.

Tendency

Low, level 1.