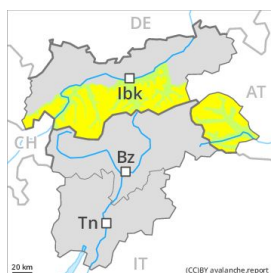
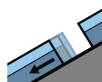


Danger Level 2 - Moderate



Tendency: Constant avalanche danger →

on Saturday 30 11 2019



Gliding snow



2600m



Wind-drifted snow



2200m

Fresh wind slabs require caution.

The fresh wind slabs must be evaluated with care and prudence in particular on west to north to southeast facing aspects, in particular in gullies and bowls, and behind abrupt changes in the terrain. At high altitudes and in high Alpine regions avalanche prone locations are more prevalent. Individual gliding avalanches are possible, even quite large ones, especially in the regions with a lot of snow below approximately 2600 m. Areas with glide cracks are to be avoided as far as possible.

Snowpack

Danger patterns

dp 6: cold, loose snow and wind

dp 2: gliding snow

At high altitudes and in high Alpine regions the wind was strong to storm force in some cases. As the day progresses the wind slabs have increased in size moderately. The fresh wind slabs are clearly recognisable to the trained eye. They are mostly rather small but can in some cases be released easily. The older wind slabs have bonded quite well with the old snowpack. Faceted weak layers exist deep in the old snowpack above approximately 2800 m. The snowpack will be moist below the tree line.

Tendency

Moderate, level 2.

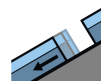
Danger Level 1 - Low



Tendency: Constant avalanche danger →
on Saturday 30 11 2019



Wind-drifted
snow



Gliding snow



Fresh wind slabs at high altitude. Slides can occur on steep grassy slopes.

Individual avalanche prone locations for dry avalanches are to be found in particular on very steep shady slopes above approximately 2200 m, especially adjacent to ridgelines. Such avalanche prone locations are rare and are easy to recognise. Individual gliding avalanches and moist snow slides are possible.

Snowpack

Danger patterns

dp 6: cold, loose snow and wind

dp 2: gliding snow

Over a wide area up to 5 cm of snow. will fall above approximately 1500 m. The snowpack will be in most cases stable. The snowpack will be moist over a wide area. This applies in all aspects below approximately 2000 m as well as on sunny slopes below approximately 2400 m. At low and intermediate altitudes hardly any snow is lying.

Tendency

Low, level 1.