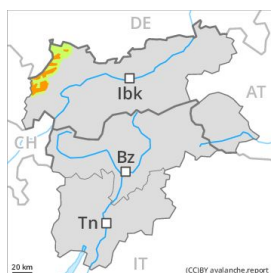


Danger Level 3 - Considerable



Tendency: Decreasing avalanche danger
 on Monday 02 12 2019



Wind-drifted
 snow



Treeline



Gliding snow



2400m

Fresh wind slabs above the tree line. Gliding avalanches and snow slides require caution.

Strong southerly wind above the tree line. The wind slabs represent the main danger. As the day progresses the previously small wind slabs will increase in size once again. The avalanche prone locations are to be found in all aspects above the tree line and adjacent to ridgelines and in gullies and bowls in all aspects. The sometimes fresh snow-covered wind slabs can be released easily, even by a single winter sport participant, above the tree line.

Areas with glide cracks are to be avoided as far as possible.

Snowpack

Danger patterns

dp 6: cold, loose snow and wind

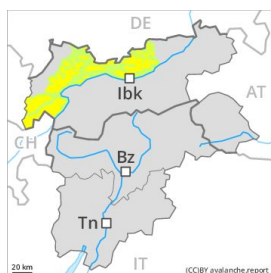
dp 2: gliding snow

The sometimes storm force wind will transport the snow. In some places wind slabs are lying on soft layers. As the day progresses the wind slabs will increase in size moderately. These are covered with fresh snow in some cases and therefore difficult to recognise. The wind slabs are mostly small but can be released easily. The older wind slabs have bonded well with the old snowpack. The snowpack will be moist below the tree line.

Tendency

Slight decrease in avalanche danger.

Danger Level 2 - Moderate



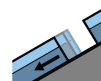
Tendency: Decreasing avalanche danger
on Monday 02 12 2019



Wind-drifted
snow



Treeline



Gliding snow



2400m

Fresh wind slabs above the tree line. Gliding avalanches and snow slides require caution.

As the day progresses the wind slabs will increase in size moderately. The avalanche prone locations are to be found in all aspects above the tree line and adjacent to ridgelines and in gullies and bowls in all aspects. The fresh wind slabs of the last two days can be released by a single winter sport participant in some cases above the tree line.

Areas with glide cracks are to be avoided as far as possible.

Snowpack

Danger patterns

dp 6: cold, loose snow and wind

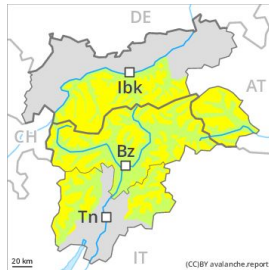
dp 2: gliding snow

The sometimes storm force wind will transport the snow. In some places wind slabs are lying on soft layers. As the day progresses the wind slabs will increase in size moderately. The fresh wind slabs are clearly recognisable to the trained eye. They are mostly small but can be released easily. The older wind slabs have bonded well with the old snowpack. The snowpack will be moist below the tree line.

Tendency

Slight decrease in avalanche danger.

Danger Level 2 - Moderate



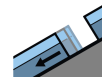
Tendency: Constant avalanche danger →
on Monday 02 12 2019



Wind-drifted
snow



Treeline



Gliding snow



2600m

Fresh wind slabs require caution.

The fresh wind slabs must be evaluated with care and prudence in all aspects above the tree line. They are prone to triggering. This applies in particular in gullies and bowls, and behind abrupt changes in the terrain. At high altitudes and in high Alpine regions avalanche prone locations are more prevalent. Individual gliding avalanches are possible, even quite large ones, especially in the regions with a lot of snow below approximately 2600 m. Areas with glide cracks are to be avoided as far as possible.

Snowpack

Danger patterns

dp 6: cold, loose snow and wind

dp 2: gliding snow

In particular in the Ortler Range, in the Ultental and in the Dolomites 5 to 15 cm of snow will fall, in particular during the night. At high altitudes and in high Alpine regions the wind will be strong to storm force. The fresh wind slabs are clearly recognisable to the trained eye. The sometimes large wind slabs are lying on soft layers. They are prone to triggering. The older wind slabs have bonded quite well with the old snowpack.

The old snowpack will be moist below the tree line.

Tendency

Moderate, level 2. Hardly any decrease in avalanche danger.

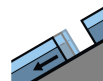
Danger Level 1 - Low



Tendency: Constant avalanche danger →
on Monday 02 12 2019



Wind-drifted
snow



Gliding snow



Fresh wind slabs at high altitude. Slides can occur on steep grassy slopes.

Individual avalanche prone locations for dry avalanches are to be found in particular on very steep shady slopes above approximately 2200 m, especially adjacent to ridgelines. Such avalanche prone locations are rare and are easy to recognise. Individual gliding avalanches and moist snow slides are possible.

Snowpack

Danger patterns

dp 6: cold, loose snow and wind

dp 2: gliding snow

Up to 10 cm of snow. will fall. The snowpack will be in most cases stable. The snowpack will be moist over a wide area. This applies in all aspects below approximately 2000 m as well as on sunny slopes below approximately 2400 m. At low and intermediate altitudes hardly any snow is lying.

Tendency

Low, level 1.