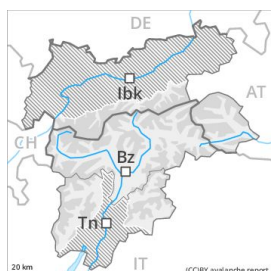




Danger Level 2 - Moderate



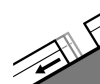
Tendency: Decreasing avalanche danger
 on Tuesday 03 12 2019



Wind-drifted
 snow



Treeline



Gliding snow



2600m

Fresh wind slabs require caution.

The fresh wind slabs must be evaluated with care and prudence in all aspects above the tree line. They are prone to triggering. In the regions exposed to a lot of fresh snow this applies in particular in gullies and bowls, and behind abrupt changes in the terrain. At high altitudes and in high Alpine regions avalanche prone locations are more prevalent. Only isolated gliding avalanches are possible, but they can reach medium size, especially in the regions with a lot of snow below approximately 2600 m. Areas with glide cracks are to be avoided as far as possible.

Snowpack

Danger patterns

dp 6: cold, loose snow and wind

dp 2: gliding snow

At high altitudes and in high Alpine regions the wind was strong to storm force at times. The wind has transported the fresh and old snow. The fresh wind slabs are clearly recognisable to the trained eye. The sometimes large wind slabs are lying on soft layers. The older wind slabs have bonded quite well with the old snowpack.

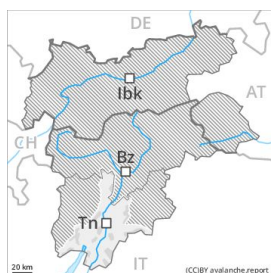
The old snowpack will be moist below the tree line.

Tendency

Decrease in avalanche danger.



Danger Level 2 - Moderate



Tendency: Decreasing avalanche danger
on Tuesday 03 12 2019



Wind-drifted
snow



Treeline



Favourable
situation



2000m

Fresh wind slabs above the tree line. The snowpack will be in most cases well bonded.

The mostly small wind slabs can be released by a single winter sport participant in some cases above the tree line.

Gliding avalanches can also be released in the morning on rare occasions.

Snowpack

Danger patterns

dp 6: cold, loose snow and wind

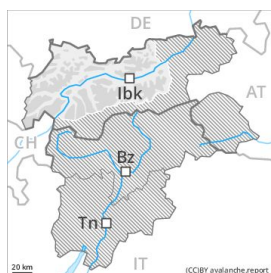
The fresh wind slabs are clearly recognisable to the trained eye. They are mostly rather small but can in some cases be released easily. The older wind slabs have bonded quite well with the old snowpack. The snowpack will be stable in particular in shady places that are protected from the wind. In some places fresh snow and wind slabs are lying on an icy crust. Even in moderately steep terrain there is a danger of falling on the icy crust.

Tendency

Slight decrease in avalanche danger.



Danger Level 2 - Moderate



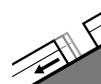
Tendency: Decreasing avalanche danger
 on Tuesday 03 12 2019



Wind-drifted
 snow



Treeline



Gliding snow



2400m

Fresh wind slabs above the tree line. Gliding avalanches and snow slides require caution.

The fresh wind slabs represent the main danger. In the regions exposed to the foehn wind the avalanche prone locations are to be found in all aspects. They are to be found above the tree line and in gullies and bowls, and behind abrupt changes in the terrain. In places that are protected from the wind the situation is more favourable. The avalanche prone locations are clearly recognisable to the trained eye. The fresh wind slabs of the last few days can be released by a single winter sport participant in some cases above the tree line. Avalanches are rather small.

Areas with glide cracks are to be avoided as far as possible.

Snowpack

Danger patterns

dp 6: cold, loose snow and wind

dp 2: gliding snow

Up to 10 cm of snow. fell. The sometimes strong wind will transport the snow. In some places wind slabs are lying on soft layers. As the day progresses the wind slabs will increase in size moderately. The fresh wind slabs are clearly recognisable to the trained eye. They are mostly small. The older wind slabs have bonded well with the old snowpack. Over a wide area fresh snow and wind slabs are lying on a hard crust. The old snowpack will be moist below the tree line.

Tendency

Slight decrease in avalanche danger.



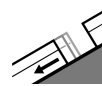
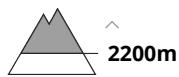
Danger Level 1 - Low



Tendency: Constant avalanche danger →
on Tuesday 03 12 2019



Wind-drifted
snow



Gliding snow



Fresh wind slabs at high altitude. Slides can occur on steep grassy slopes.

Thus far only a little snow is lying. Individual avalanche prone locations for dry avalanches are to be found in particular on very steep shady slopes above approximately 2200 m, especially adjacent to ridgelines. Such avalanche prone locations are rare and are easy to recognise. Individual gliding avalanches and moist snow slides are possible.

Snowpack

Danger patterns

dp 6: cold, loose snow and wind

dp 2: gliding snow

Up to 10 cm of snow. will fall. The snowpack will be in most cases stable. Over a wide area fresh snow and wind slabs are lying on a hard crust. At low and intermediate altitudes hardly any snow is lying.

Tendency

Low, level 1.