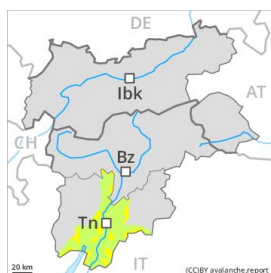


## Danger Level 2 - Moderate



**Tendency: Constant avalanche danger** →  
on Wednesday 04 12 2019



Wind-drifted  
snow



Treeline



Favourable  
situation



2000m

Fresh snow and wind slabs above the tree line. The snowpack will be in most cases well bonded.

The mostly small wind slabs of the last few days can be released, especially by large additional loads, in all aspects above the tree line. In some places fresh snow and wind slabs are lying on an icy crust. Even in moderately steep terrain there is a danger of falling on the icy crust.

### Snowpack

#### Danger patterns

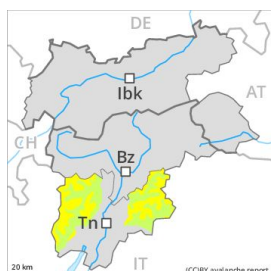
dp 6: cold, loose snow and wind

The fresh wind slabs are rather small and can be released by large loads in particular. These are clearly recognisable to the trained eye. The older wind slabs have bonded quite well with the old snowpack. The snowpack will be stable in particular in shady places that are protected from the wind. In some places fresh snow and wind slabs are lying on an icy crust.

### Tendency

Gradual decrease in danger of gliding avalanches and snow slides as the temperature drops.

## Danger Level 2 - Moderate



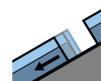
**Tendency: Constant avalanche danger** →  
 on Wednesday 04 12 2019



Wind-drifted  
 snow



Treeline



Gliding snow



2600m

### Fresh wind slabs require caution.

The fresh wind slabs must be evaluated with care and prudence in all aspects above the tree line. They are mostly easy to recognise but can be released easily. In the regions exposed to heavier precipitation caution is to be exercised in particular in gullies and bowls, and behind abrupt changes in the terrain. At high altitudes and in high Alpine regions avalanche prone locations are more prevalent. Individual gliding avalanches are possible, but they can reach medium size, especially in the regions with a lot of snow below approximately 2600 m. Areas with glide cracks are to be avoided as far as possible.

### Snowpack

**Danger patterns**

dp 6: cold, loose snow and wind

dp 2: gliding snow

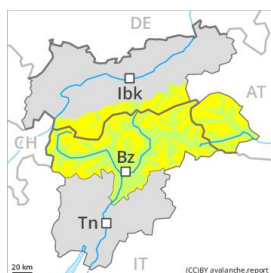
The wind has transported the fresh snow significantly. The fresh wind slabs are clearly recognisable to the trained eye. These are lying on soft layers in particular on shady slopes above the tree line. The older wind slabs have bonded quite well with the old snowpack.

The old snowpack will be moist below the tree line.

### Tendency

Gradual decrease in danger of gliding avalanches and snow slides as the temperature drops.

## Danger Level 2 - Moderate



**Tendency: Decreasing avalanche danger**  
 on Wednesday 04 12 2019



Wind-drifted  
 snow



Treeline



Gliding snow



2600m

### Fresh wind slabs require caution.

The fresh and somewhat older wind slabs are to be found in particular adjacent to ridgelines and in gullies and bowls in all aspects. These are to be evaluated with care and prudence above the tree line. At high altitudes and in high Alpine regions avalanche prone locations are more prevalent. The avalanche prone locations are sometimes covered with fresh snow. This applies in particular in the regions exposed to heavier precipitation. The wind slabs are mostly small but prone to triggering.

Only isolated gliding avalanches are possible, but they can reach medium size, especially in the regions with a lot of snow below approximately 2600 m. Areas with glide cracks are to be avoided as far as possible.

### Snowpack

**Danger patterns**

dp 6: cold, loose snow and wind

dp 2: gliding snow

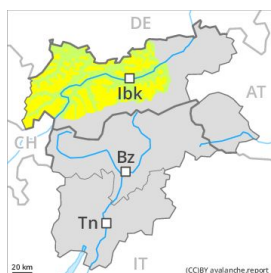
At high altitudes and in high Alpine regions the wind was moderate to strong at times. The wind has transported the fresh and old snow. The sometimes large wind slabs are lying on soft layers. Ortler Range, Weißkugel Range, Gurgler Range and Central Stubai Alps: More recent wind slabs are covered with fresh snow in some cases and therefore difficult to recognise, in particular in places that are protected from the wind. The older wind slabs have bonded quite well with the old snowpack.

The old snowpack will be moist below the tree line.

### Tendency

Hardly any decrease in avalanche danger.

## Danger Level 2 - Moderate



**Tendency: Decreasing avalanche danger**  
 on Wednesday 04 12 2019



Wind-drifted  
 snow



Treeline



Gliding snow



2400m

Wind slabs above the tree line. Gliding avalanches and snow slides require caution.

The fresh wind slabs represent the main danger. The fresh and somewhat older wind slabs are to be found in particular adjacent to ridgelines and in gullies and bowls in all aspects. These are to be evaluated with care and prudence above the tree line. At high altitudes and in high Alpine regions avalanche prone locations are more prevalent. They are sometimes covered with fresh snow and are barely recognisable for beginners. In places that are protected from the wind the situation is more favourable. The more recent wind slabs can be released even by a single winter sport participant. Avalanches are rather small. Areas with glide cracks are to be avoided as far as possible.

### Snowpack

**Danger patterns**

dp 6: cold, loose snow and wind

dp 2: gliding snow

Up to 10 cm of snow. fell. The sometimes strong wind will transport the snow. In some places wind slabs are lying on soft layers. As the day progresses the wind slabs will increase in size moderately. The fresh wind slabs are covered with fresh snow in some cases and therefore difficult to recognise. They are mostly small. The older wind slabs have bonded well with the old snowpack. Over a wide area fresh snow and wind slabs are lying on a hard crust. The old snowpack will be moist below the tree line.

### Tendency

Hardly any decrease in avalanche danger.

## Danger Level 1 - Low



**Tendency: Constant avalanche danger** →

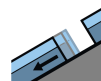
on Wednesday 04 12 2019



Wind-drifted  
snow



2200m



Gliding snow



2600m

Fresh wind slabs at high altitude. Slides can occur on steep grassy slopes.

Thus far only a little snow is lying. Individual avalanche prone locations for dry avalanches are to be found in particular on very steep shady slopes above approximately 2200 m, especially adjacent to ridgelines.

Such avalanche prone locations are rare and are easy to recognise. Individual gliding avalanches and moist snow slides are possible.

## Snowpack

**Danger patterns**

dp 6: cold, loose snow and wind

dp 2: gliding snow

The snowpack will be in most cases stable. Over a wide area fresh snow and wind slabs are lying on a hard crust. At low and intermediate altitudes hardly any snow is lying.

## Tendency

Low, level 1.