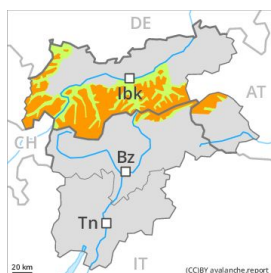




Danger Level 3 - Considerable



Tendency: Constant avalanche danger →
on Thursday 12 12 2019



Wind-drifted
snow



Treeline

Wind slabs are to be evaluated critically.

A considerable (level 3) danger of slab avalanches exists. This applies above the tree line. Fresh and somewhat older wind slabs represent the main danger. The avalanche prone locations are to be found in particular on steep northwest to north to southeast facing slopes and in gullies and bowls, and behind abrupt changes in the terrain. The number and size of avalanche prone locations will increase with altitude. Avalanches can mostly be released, even by a single winter sport participant and reach medium size. Snow sport activities outside marked and open pistes call for experience in the assessment of avalanche danger. A latent danger of gliding avalanches exists. Caution is to be exercised in areas with glide cracks.

Snowpack

Danger patterns

dp 6: cold, loose snow and wind

dp 5: snowfall after a long period of cold

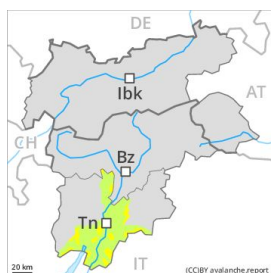
Over a wide area 20 to 30 cm of snow. fell. In the Western Lechtal Alps and in the Western Verwall Mountains up to 60 cm of snow. fell. As the day progresses further wind slabs will form especially in the regions exposed to the foehn wind. In some cases wind slabs are lying on soft layers.

Tendency

The avalanche danger will persist.



Danger Level 2 - Moderate



Tendency: Constant avalanche danger →

on Thursday 12 12 2019



Wind-drifted
snow



Treeline

In the last few days the wind slabs have increased in size once again. Wind slabs are to be evaluated critically. Even in moderately steep terrain there is a danger of falling on the hard crust.

The avalanche-prone wind slabs can be released easily, even by a single winter sport participant, in all aspects above approximately 1800 m, especially at their margins. They are easy for the trained eye to recognise but to be assessed critically, especially adjacent to ridgelines and in pass areas,, in isolated cases also in gullies and bowls, and behind abrupt changes in the terrain.

Snowpack

Danger patterns

dp 6: cold, loose snow and wind

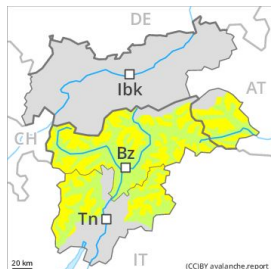
The snowpack will be generally stable. The northerly wind will transport the snow. The fresh and somewhat older wind slabs will form in particular adjacent to ridgelines and in gullies and bowls in all aspects and at elevated altitudes. These can be released in isolated cases in all aspects. In many cases wind slabs are lying on a hard crust, in particular below the tree line as well as on sunny slopes at intermediate and high altitudes.

Tendency

Low, level 1.



Danger Level 2 - Moderate



Tendency: Constant avalanche danger →
on Thursday 12 12 2019



Wind-drifted
snow



Treeline

Fresh wind slabs require caution.

The fresh wind slabs represent the main danger, caution is to be exercised in particular on steep shady slopes as well as adjacent to ridgelines and in gullies and bowls. The number and size of avalanche prone locations will increase with altitude. Avalanches can be released, even by a single winter sport participant and reach medium size. In regions neighbouring those that are subject to danger level 3 (considerable) avalanche prone locations are more prevalent and the danger is greater.

A latent danger of gliding avalanches exists. Caution is to be exercised in areas with glide cracks.

Snowpack

Danger patterns

dp 6: cold, loose snow and wind

In some localities up to 5 cm of snow. fell, in particular in the north. The strong wind has transported the fresh and old snow. In some cases wind slabs are lying on soft layers.

Tendency

The avalanche danger will persist.



Danger Level 2 - Moderate



Tendency: Constant avalanche danger →
on Thursday 12 12 2019



Wind-drifted
snow



Treeline

Wind slabs represent the main danger.

As a consequence of fresh snow and wind the wind slabs have increased in size. This applies in particular on steep shady slopes adjacent to ridgelines and in gullies and bowls. Mostly avalanches are rather small and can be released easily even by a single winter sport participant.

Snowpack

Danger patterns

dp 6: cold, loose snow and wind

Over a wide area 20 to 30 cm of snow, and up to 50 cm in some localities, fell. As a consequence of a sometimes strong westerly wind, easily released wind slabs formed in particular adjacent to ridgelines and in gullies and bowls. In some cases wind slabs are lying on soft layers. This applies in particular on steep shady slopes.

No distinct weak layers exist in the old snowpack in all altitude zones. At low and intermediate altitudes a little snow is lying.

Tendency

The avalanche danger will persist.