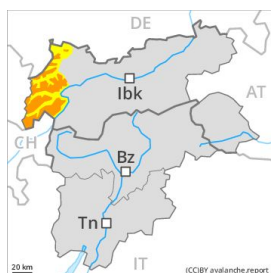


Danger Level 3 - Considerable



Tendency: Constant avalanche danger →
 on Sunday 15 12 2019



Wind-drifted
 snow



Treeline



Persistent
 weak layer



Treeline

Wind slabs and weakly bonded old snow require caution, in particular above the tree line.

As a consequence of fresh snow and a strong to storm force wind, sometimes easily released wind slabs will form in particular above the tree line. The avalanche prone locations are to be found adjacent to ridgelines and in gullies and bowls, and behind abrupt changes in the terrain. The wind slabs must be evaluated with care and prudence in all aspects. Avalanches can be released by a single winter sport participant and reach medium size.

Weak layers in the old snowpack can be released in particular on very steep sunny slopes, especially above the tree line. These avalanche prone locations are rather rare and are barely recognisable, even to the trained eye. In areas where the snow cover is rather shallow the avalanche prone locations are more prevalent.

As a consequence of the rain individual moist loose snow avalanches are possible below approximately 1500 m. Mostly these are small.

Snow sport activities outside marked and open pistes call for extensive experience in the assessment of avalanche danger and careful route selection.

Snowpack

Danger patterns

dp 6: cold, loose snow and wind

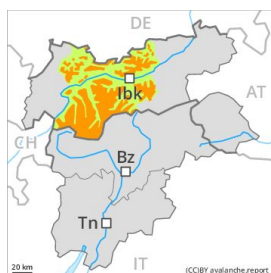
dp 4: cold following warm / warm following cold

Over a wide area 20 to 30 cm of snow, and even more in some localities, has fallen since yesterday above approximately 1500 m. The wind will be strong to storm force. The fresh and older wind slabs are lying on soft layers in particular on shady slopes at intermediate and high altitudes. Faceted weak layers exist in the top section of the old snowpack on steep sunny slopes, in particular above the tree line. As a consequence of fresh snow and stormy weather the wind slabs will increase in size additionally. The snowpack will be moist at low altitude.

Tendency

The avalanche danger will persist.

Danger Level 3 - Considerable



Tendency: Constant avalanche danger →
 on Sunday 15 12 2019



Wind-drifted
 snow



Treeline



Persistent
 weak layer



Treeline

Wind slabs are to be evaluated critically. Weakly bonded old snow requires caution. This applies in particular above the tree line.

As a consequence of fresh snow and a strong to storm force wind, sometimes easily released wind slabs will form in particular above the tree line. The avalanche prone locations are to be found adjacent to ridgelines and in gullies and bowls, and behind abrupt changes in the terrain. These will increase with altitude. The wind slabs must be evaluated with care and prudence in all aspects. Avalanches can be released by a single winter sport participant and reach medium size.

Weak layers in the old snowpack can be released in particular on very steep sunny slopes, especially especially above the tree line. These avalanche prone locations are rather rare and are barely recognisable, even to the trained eye. In areas where the snow cover is rather shallow the avalanche prone locations are more prevalent.

Snow sport activities outside marked and open pistes call for extensive experience in the assessment of avalanche danger and careful route selection.

Snowpack

Danger patterns

dp 6: cold, loose snow and wind

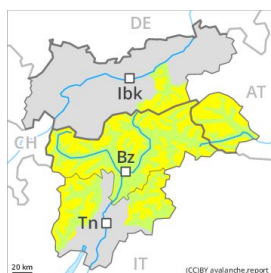
dp 4: cold following warm / warm following cold

Over a wide area 5 to 15 cm of snow, and even more in some localities, has fallen in the last few days above approximately 1500 m. 5 to 10 cm of snow. will fall until midday. The wind will be strong to storm force. The fresh and older wind slabs are lying on soft layers in particular on shady slopes at intermediate and high altitudes. Faceted weak layers exist in the top section of the old snowpack on steep sunny slopes, in particular above the tree line. As a consequence of fresh snow and stormy weather the wind slabs will increase in size additionally. The snowpack will be moist at low altitude.

Tendency

Fresh wind slabs represent the main danger.

Danger Level 2 - Moderate



Tendency: Constant avalanche danger →
on Sunday 15 12 2019



Wind-drifted
snow



Treeline

Wind slabs are to be evaluated critically.

As a consequence of a strong to storm force wind, sometimes easily released wind slabs will form in particular above the tree line. The avalanche prone locations are to be found adjacent to ridgelines and in gullies and bowls, and behind abrupt changes in the terrain. The wind slabs must be evaluated with care and prudence in particular on steep shady slopes. The number and size of avalanche prone locations will increase with altitude. Snow sport activities outside marked and open pistes call for experience in the assessment of avalanche danger.

Snowpack

Danger patterns

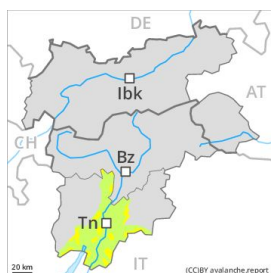
dp 6: cold, loose snow and wind

5 to 10 cm of snow. has fallen since yesterday above approximately 1500 m. Over a wide area up to 10 cm of snow, and even more in some localities, will fall. The wind will be strong to storm force. The fresh and older wind slabs are lying on soft layers in particular on shady slopes at intermediate and high altitudes. They are bonding poorly with the old snowpack above the tree line.

Tendency

The avalanche danger will persist.

Danger Level 2 - Moderate



Tendency: Constant avalanche danger →
on Sunday 15 12 2019



Wind-drifted
snow



Treeline

Wind slabs are to be evaluated critically.

As a consequence of fresh snow and a strong to storm force wind from northwesterly directions, sometimes easily released wind slabs will form in particular above the tree line. The avalanche prone locations are to be found adjacent to ridgelines and in gullies and bowls, and behind abrupt changes in the terrain. The wind slabs must be evaluated with care and prudence in particular on steep shady slopes. The number and size of avalanche prone locations will increase with altitude. Snow sport activities outside marked and open pistes call for experience in the assessment of avalanche danger.

Snowpack

Danger patterns

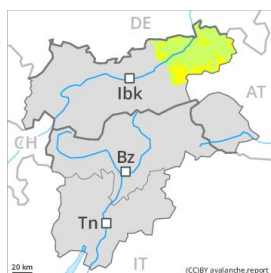
dp 6: cold, loose snow and wind

Over a wide area 5 to 10 cm of snow. has fallen since yesterday in all altitude zones. The wind will be moderate to strong at times. The fresh and older wind slabs are lying on soft layers in particular on shady slopes at intermediate and high altitudes. They are bonding poorly with the old snowpack above the tree line.

Tendency

The avalanche danger will persist.

Danger Level 2 - Moderate



Tendency: Constant avalanche danger →
on Sunday 15 12 2019



Wind-drifted
snow



Treeline

Fresh wind slabs represent the main danger.

As a consequence of fresh snow and a strong to storm force wind, sometimes easily released wind slabs will form in particular above the tree line. The avalanche prone locations are to be found adjacent to ridgelines and in gullies and bowls, and behind abrupt changes in the terrain. Avalanches can be released by a single winter sport participant, but they will be small in most cases.

Snowpack

Danger patterns

dp 6: cold, loose snow and wind

Over a wide area 5 to 10 cm of snow has fallen since yesterday above approximately 1500 m. The wind will be strong to storm force. The fresh and older wind slabs are lying on soft layers in particular on shady slopes at intermediate and high altitudes. As a consequence of fresh snow and stormy weather the wind slabs will increase in size additionally. Thus far only a little snow is lying.

Tendency

The avalanche danger will persist.