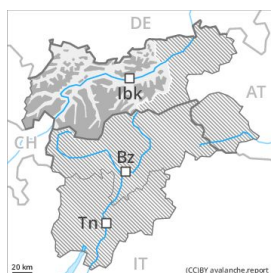




## Danger Level 3 - Considerable




**Tendency: Constant avalanche danger** →  
 on Monday 16 12 2019



Wind-drifted  
 snow



Treeline



Persistent  
 weak layer



Treeline

Wind slabs and weakly bonded old snow require caution, in particular above the tree line.

As a consequence of a strong to storm force wind, sometimes easily released wind slabs will form in particular above the tree line. The avalanche prone locations are to be found adjacent to ridgelines and in gullies and bowls, and behind abrupt changes in the terrain. The wind slabs must be evaluated with care and prudence in all aspects. Avalanches can be released by a single winter sport participant and reach medium size.

Weak layers in the old snowpack can be released in particular on very steep sunny slopes, especially above the tree line. These avalanche prone locations are rather rare and are barely recognisable, even to the trained eye. Avalanches are only small.

Snow sport activities outside marked and open pistes call for experience in the assessment of avalanche danger and a certain restraint.

### Snowpack

**Danger patterns**

dp 6: cold, loose snow and wind

dp 4: cold following warm / warm following cold

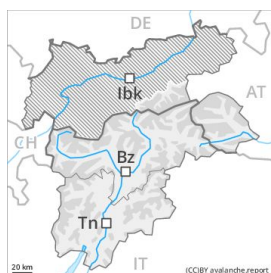
Over a wide area 5 to 10 cm of snow. has fallen since yesterday. The wind will be strong to storm force. The fresh and older wind slabs are lying on soft layers in particular on shady slopes at intermediate and high altitudes. Faceted weak layers exist in the top section of the old snowpack on steep sunny slopes, in particular above the tree line. Adjacent to ridgelines and in gullies and bowls the wind slabs will increase in size additionally. The snowpack will be moist at low altitude.

### Tendency

The avalanche danger will persist. Fresh wind slabs represent the main danger.



## Danger Level 2 - Moderate



**Tendency: Constant avalanche danger** →  
on Monday 16 12 2019



Wind-drifted  
snow



Treeline

### Wind slabs are to be evaluated critically.

As a consequence of a strong to storm force wind, sometimes easily released wind slabs will form in particular above the tree line. The avalanche prone locations are to be found adjacent to ridgelines and in gullies and bowls, and behind abrupt changes in the terrain. The wind slabs must be evaluated with care and prudence in particular on steep shady slopes. Mostly avalanches are medium-sized. The number and size of avalanche prone locations will increase with altitude. Snow sport activities outside marked and open pistes call for experience in the assessment of avalanche danger.

### Snowpack

#### Danger patterns

dp 6: cold, loose snow and wind

2 to 10 cm of snow. has fallen since yesterday above approximately 1500 m. The wind will be strong to storm force. The fresh and older wind slabs are lying on soft layers in particular on shady slopes at intermediate and high altitudes. They are bonding poorly with the old snowpack above the tree line.

### Tendency

The avalanche danger will persist.



## Danger Level 2 - Moderate



**Tendency: Constant avalanche danger** →  
on Monday 16 12 2019



Wind-drifted  
snow



Treeline

### Fresh wind slabs represent the main danger.

As a consequence of a strong to storm force wind, sometimes easily released wind slabs will form in particular above the tree line. The avalanche prone locations are to be found adjacent to ridgelines and in gullies and bowls, and behind abrupt changes in the terrain. They are clearly recognisable to the trained eye. Avalanches can be released by a single winter sport participant, but they will be small in most cases.

### Snowpack

#### Danger patterns

dp 6: cold, loose snow and wind

In some localities up to 5 cm of snow has fallen since yesterday. The wind will be strong to storm force. The fresh and older wind slabs are lying on soft layers in particular on shady slopes at intermediate and high altitudes. Thus far only a little snow is lying.

### Tendency

Fresh wind slabs require caution.