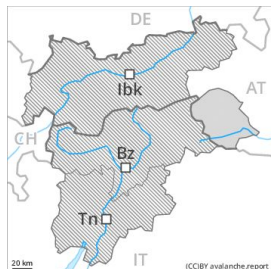






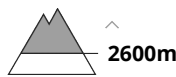
## Danger Level 2 - Moderate



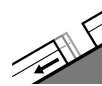
**Tendency: Decreasing avalanche danger**  
 on Friday 03 01 2020



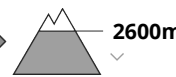
Wind-drifted  
 snow



2600m



Gliding snow



2600m

### Wind slabs require caution, especially adjacent to ridgelines.

The more recent wind slabs can be released, especially by large additional loads, in particular on northwest to north to northeast facing aspects above approximately 2600 m. Mostly avalanches are medium-sized. The avalanche prone locations are to be found in particular adjacent to ridgelines. They are rather rare and are clearly recognisable to the trained eye. The wind slabs in very steep terrain are to be bypassed. Transitions from a shallow to a deep snowpack are unfavourable.

Slight increase in danger of gliding avalanches as a consequence of warming during the day. Small to medium-sized gliding avalanches are possible. This applies in particular on steep grassy slopes, especially on east, south and west facing slopes below approximately 2600 m, but in isolated cases also on steep shady slopes below approximately 2000 m.

As a consequence of warming during the day and solar radiation more small and, in isolated cases, medium-sized moist loose snow avalanches are possible.

### Snowpack

**Danger patterns**

dp 6: cold, loose snow and wind

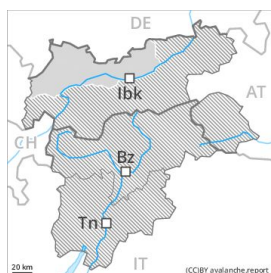
dp 2: gliding snow

The snowpack will be subject to considerable local variations at high altitudes and in high Alpine regions. The more recent wind slabs have bonded quite well with the old snowpack. Wind slabs are lying on soft layers, in particular on shady slopes at high altitudes and in high Alpine regions. The snowpack will become increasingly moist, especially on very steep sunny slopes below approximately 2800 m.

### Tendency

Slight increase in danger of gliding avalanches.

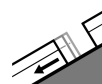
## Danger Level 2 - Moderate



**Tendency: Constant avalanche danger** →  
 on Friday 03 01 2020



Wind-drifted  
 snow



Gliding snow



### Wind slabs require caution, especially adjacent to ridgelines.

The more recent wind slabs can be released, especially by large additional loads, in particular on west to north to east facing aspects above approximately 2200 m. Mostly avalanches are medium-sized. The avalanche prone locations are to be found in particular adjacent to ridgelines. They are clearly recognisable to the trained eye. The wind slabs in very steep terrain are to be bypassed. Transitions from a shallow to a deep snowpack are unfavourable. Dry avalanches can in some places be released in the old snowpack, even by small loads in isolated cases. This applies in particular on very steep shady slopes between approximately 1900 and 2300 m.

Slight increase in danger of gliding avalanches as a consequence of warming during the day. Small to medium-sized gliding avalanches are possible. This applies in particular on steep grassy slopes, especially on east, south and west facing slopes below approximately 2600 m, but in isolated cases also on steep shady slopes below approximately 2000 m.

As a consequence of warming during the day and solar radiation more small and, in isolated cases, medium-sized moist loose snow avalanches are possible, in particular on rocky slopes below approximately 2800 m.

### Snowpack

**Danger patterns**

dp 6: cold, loose snow and wind

dp 2: gliding snow

The snowpack will be subject to considerable local variations at high altitudes and in high Alpine regions. The more recent wind slabs are in isolated cases prone to triggering. The somewhat older wind slabs have bonded quite well with the old snowpack. Wind slabs are lying on soft layers, in particular on shady slopes at high altitudes and in high Alpine regions. The snowpack will become increasingly moist, especially on very steep sunny slopes below approximately 2800 m.

### Tendency

Slight decrease in danger of dry avalanches. Slight increase in danger of gliding avalanches.



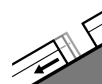
## Danger Level 2 - Moderate



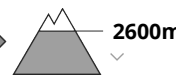
**Tendency: Constant avalanche danger** →  
 on Friday 03 01 2020



Wind-drifted  
 snow



Gliding snow



### Fresh wind slabs require caution, especially adjacent to ridgelines.

The wind will be moderate to strong in the regions exposed to the foehn wind. In particular in the regions exposed to the foehn wind mostly small wind slabs will form. The more recent wind slabs can be released by a single winter sport participant in isolated cases on west to north to east facing aspects above approximately 2400 m. Caution is to be exercised at their margins in particular. The avalanche prone locations are to be found in particular adjacent to ridgelines. They are and are clearly recognisable to the trained eye. The wind slabs in very steep terrain are to be bypassed.

Dry avalanches can additionally be released in deeper layers. This applies in particular on steep south facing slopes above approximately 2800 m as well as on steep west, north and east facing slopes above approximately 2400 m. In particular transitions from a shallow to a deep snowpack are unfavourable. Mostly avalanches are medium-sized.

Slight increase in danger of gliding avalanches as a consequence of warming during the day. Small to medium-sized gliding avalanches are possible. This applies in particular on steep grassy slopes, especially on east, south and west facing slopes below approximately 2600 m, but in isolated cases also on steep shady slopes below approximately 2000 m. As a consequence of warming during the day and solar radiation more small and, in isolated cases, medium-sized moist loose snow avalanches are possible.

### Snowpack

**Danger patterns**

dp 6: cold, loose snow and wind

dp 2: gliding snow

The snowpack will be subject to considerable local variations at high altitudes and in high Alpine regions. The somewhat older wind slabs have bonded quite well with the old snowpack. The more recent wind slabs are lying on soft layers in particular on shady slopes at high altitudes and in high Alpine regions. The fresh wind slabs can be released in isolated cases. Faceted weak layers exist in the old snowpack in particular in areas where the snow cover is rather shallow. This applies in particular adjacent to ridgelines as well as on steep east, south and west facing slopes at high altitudes and in high Alpine regions. The snowpack will become increasingly moist, especially on very steep sunny slopes below approximately 2800 m.

### Tendency

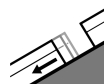
Slight decrease in danger of dry avalanches. Slight increase in danger of gliding avalanches.



## Danger Level 1 - Low



**Tendency: Constant avalanche danger** →  
on Friday 03 01 2020



Gliding snow



### Gliding snow requires caution.

A danger of gliding avalanches and moist snow slides exists. This applies in particular on steep grassy slopes, especially on east, south and west facing slopes, but in isolated cases also on steep shady slopes below approximately 2000 m. Areas with glide cracks are to be avoided. Small to medium-sized gliding avalanches are possible.

As a consequence of warming during the day and solar radiation more small and, in isolated cases, medium-sized moist loose snow avalanches are possible.

The more recent wind slabs can be released in isolated cases, but mostly only by large additional loads, in particular on extremely steep shady slopes at high altitude. Restraint should be exercised because avalanches can sweep people along and give rise to falls. The avalanche prone locations are clearly recognisable to the trained eye.

### Snowpack

#### Danger patterns

dp 2: gliding snow

The various wind slabs have bonded generally well together. The snowpack will become increasingly stable. This also applies at high altitude. The snowpack will become increasingly moist, in particular on very steep sunny slopes.

### Tendency

Currently there are quite favourable conditions generally.