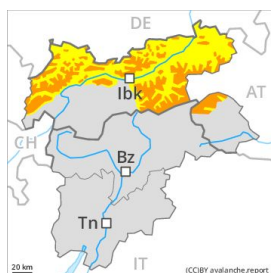


Danger Level 3 - Considerable



Tendency: Constant avalanche danger
on Monday 06 01 2020 →



Wind-drifted
snow



Treeline

Fresh wind slabs represent the main danger.

The snow sport conditions outside marked and open pistes are to some extent precarious. The avalanche prone locations are to be found in particular on west to north to east facing wind-loaded slopes. In some cases avalanches are medium-sized and can be released easily even by a single winter sport participant. The number and size of avalanche prone locations will increase with altitude. As the day progresses, individual natural avalanches are possible, in the regions exposed to a lot of wind especially on steep shady slopes. Extensive experience in the assessment of avalanche danger is required.

Dry avalanches can in very isolated cases be released in the old snowpack, mostly by large additional loads, in particular on very steep shady slopes. Transitions from a shallow to a deep snowpack are unfavourable. In addition a latent danger of gliding avalanches exists.

Snowpack

Danger patterns

dp 6: cold, loose snow and wind

dp 5: snowfall after a long period of cold

In some regions 15 to 20 cm of snow. fell. The sometimes strong wind will transport the fresh snow. Over a wide area wind slabs are lying on old snow containing large grains, in particular on shady slopes. It is lying on surface hoar in some places on shady slopes at low and intermediate altitudes.

The somewhat older wind slabs have bonded quite well with the old snowpack. Faceted weak layers exist deeper in the old snowpack in particular in areas where the snow cover is rather shallow, especially on very steep shady slopes.

Tendency

The avalanche danger will persist. Slight increase in danger of gliding avalanches and moist snow slides in particular on steep sunny slopes.

Danger Level 2 - Moderate



Tendency: Constant avalanche danger →
on Monday 06 01 2020



Wind-drifted
snow



Treeline

Fresh wind slabs represent the main danger.

Fresh wind slabs are to be evaluated with care and prudence. The avalanche prone locations are to be found in particular in northwest to north to northeast facing aspects. Avalanches are rather small but can be released easily by a single winter sport participant. The number and size of avalanche prone locations will increase with altitude. Experience in the assessment of avalanche danger is required.

Dry avalanches can in very isolated cases be released in the old snowpack, mostly by large additional loads, in particular on very steep shady slopes. Transitions from a shallow to a deep snowpack are unfavourable. In addition a latent danger of gliding avalanches exists.

Snowpack

Danger patterns

dp 6: cold, loose snow and wind

dp 5: snowfall after a long period of cold

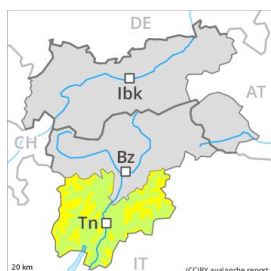
In some regions 5 to 10 cm of snow fell. The sometimes strong wind will transport the fresh snow. Over a wide area wind slabs are lying on old snow containing large grains, in particular on shady slopes. It is lying on surface hoar in some places on shady slopes at low and intermediate altitudes.

The somewhat older wind slabs have bonded quite well with the old snowpack. Faceted weak layers exist deeper in the old snowpack in particular in areas where the snow cover is rather shallow, especially on very steep shady slopes.

Tendency

The avalanche danger will persist. Slight increase in danger of gliding avalanches and moist snow slides in particular on steep sunny slopes.

Danger Level 2 - Moderate



Tendency: Constant avalanche danger →
on Monday 06 01 2020



Wind-drifted
snow



Treeline

Moderate, level 2. Wind slabs require caution, especially at elevated altitudes adjacent to ridgelines.

The sometimes strong wind will transport only a little snow. The fresh wind slabs are mostly easy to recognise but to be assessed with care and prudence. Even single persons can release avalanches in isolated cases, including medium-sized ones. The avalanche prone locations are to be found also at transitions from a shallow to a deep snowpack above approximately 2200 m. Off-piste activities call for meticulous route selection, in particular on steep slopes above approximately 2000 m and adjacent to ridgelines and in pass areas. In steep terrain there is a danger of falling on the icy crust. Backcountry touring calls for caution and restraint, in particular above approximately 2000 m on shady slopes.

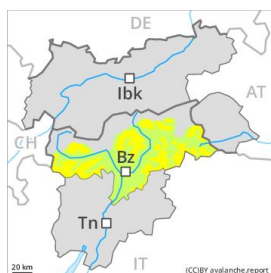
Snowpack

The fresh wind slabs have formed especially adjacent to ridgelines and in gullies and bowls. These are bonding only slowly with the old snowpack in particular on steep shady slopes above the tree line. Faceted weak layers exist deep in the old snowpack in high Alpine regions, in particular on northeast, north and northwest facing slopes in areas where the snow cover is rather shallow. The surface of the snowpack has frozen to form a strong crust only at high altitudes and will soften during the day. The snowpack will be moist at low and intermediate altitudes.

Tendency

A latent danger of natural moist avalanches exists, in particular on sunny slopes and on very steep grassy slopes.

Danger Level 2 - Moderate



Tendency: Constant avalanche danger →

on Monday 06 01 2020



Persistent
weak layer



Wind-drifted
snow



Wind slabs above the tree line.

Stormy weather. Clearly visible wind slabs will form. The fresh wind slabs are to be avoided in particular in terrain where there is a danger of falling. Single backcountry tourers can release avalanches easily. In many cases they are rather small but in some cases easily released. Additionally in isolated cases dry avalanches can be released in the old snowpack and reach quite a large size. They can be released in particular at transitions from a shallow to a deep snowpack. This also applies adjacent to ridgelines.

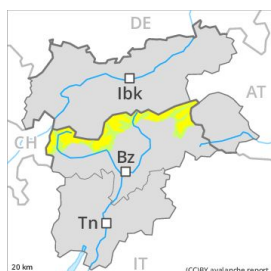
Snowpack

The snowpack will be subject to considerable local variations over a wide area. The various wind slabs have bonded quite well together. They are to be found in particular adjacent to ridgelines and in gullies and bowls and at high altitudes. In little used backcountry terrain the avalanche situation is a little more dangerous.

Tendency

The avalanche danger will persist. The weather will be mostly sunny.

Danger Level 2 - Moderate



Tendency: Constant avalanche danger →
on Monday 06 01 2020



Wind-drifted
snow



Treeline



Persistent
weak layer



2200m

Wind slabs above the tree line.

Stormy weather. The fresh wind slabs represent the main danger. Single backcountry tourers can release avalanches easily. In many cases they are rather small but in some cases easily released. The older wind slabs can still be released. Caution is to be exercised at their margins in particular. Avalanches can be released in deep layers in particular at transitions from a shallow to a deep snowpack. This also applies adjacent to ridgelines.

Snowpack

The snowpack will be subject to considerable local variations over a wide area. The fresh snow and wind slabs can be released easily. The various wind slabs of last week can be released in isolated cases, but mostly only by large additional loads. They are to be found in particular adjacent to ridgelines and in gullies and bowls and at high altitudes. In little used backcountry terrain the avalanche situation is a little more dangerous. Weak layers in the old snowpack are difficult to recognise.

Tendency

The avalanche danger will persist. The weather will be mostly sunny.

Danger Level 2 - Moderate



Tendency: Constant avalanche danger →
on Monday 06 01 2020



Wind-drifted
snow



Treeline

Fresh wind slabs require caution.

Fresh wind slabs represent the main danger. The avalanche prone locations are to be found in particular in northwest to north to northeast facing aspects. The wind slabs are rather small but in some cases prone to triggering. The number and size of avalanche prone locations will increase with altitude. Experience in the assessment of avalanche danger is required.

Dry avalanches can in very isolated cases be released in the old snowpack, mostly by large additional loads, in particular on very steep shady slopes. Transitions from a shallow to a deep snowpack are unfavourable. In addition a latent danger of gliding avalanches exists.

Snowpack

Danger patterns

dp 6: cold, loose snow and wind

The sometimes storm force wind will transport the old snow. In some cases wind slabs are lying on old snow containing large grains, in particular on shady slopes. It is lying on surface hoar in some places on shady slopes at low and intermediate altitudes.

The somewhat older wind slabs have bonded quite well with the old snowpack. Faceted weak layers exist deeper in the old snowpack in particular in areas where the snow cover is rather shallow, especially on very steep shady slopes.

Tendency

The avalanche danger will persist. Slight increase in danger of gliding avalanches and moist snow slides in particular on steep sunny slopes.