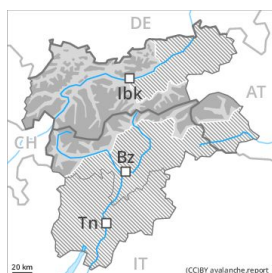




Danger Level 3 - Considerable



Tendency: Constant avalanche danger →
 on Wednesday 05 02 2020



Wind-drifted
 snow



Treeline



Wet snow



Treeline

Increase in danger of dry avalanches as a consequence of fresh snow and stormy weather.

As a consequence of the snowfall, the likelihood of dry avalanches being released will increase appreciably especially above the tree line. Especially in places where the wind is storm force the avalanche danger is greater. The number and size of avalanche prone locations will increase as the day progresses. The avalanche prone locations are to be found in particular on wind-loaded slopes of all aspects. They will increase with altitude. The brittle wind slabs will be covered with fresh snow in some cases and therefore difficult to recognise.

In addition as the day progresses still more individual wet and gliding avalanches are possible. This applies in particular in starting zones below the tree line that have retained the snow thus far.

Snowpack

Danger patterns

dp 6: cold, loose snow and wind

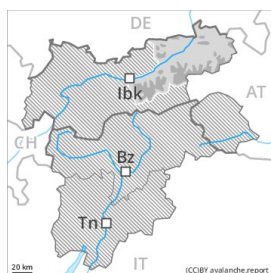
dp 2: gliding snow

Over a wide area persistent snowfall to low altitudes. 30 to 50 cm of snow. will fall. The northwesterly wind will transport the fresh snow significantly. As a consequence of fresh snow and a storm force to violent wind from northwesterly directions, brittle wind slabs will form in all aspects. These will be deposited on soft layers.

Tendency

The avalanche danger will persist.

Danger Level 3 - Considerable



Tendency: Constant avalanche danger →
on Wednesday 05 02 2020



Wind-drifted
snow



Treeline

Fresh wind slabs above the tree line.

As a consequence of the snowfall, the likelihood of dry avalanches being released will increase appreciably especially above the tree line. Especially in places where the wind is storm force the avalanche danger is greater. The number and size of avalanche prone locations will increase as the day progresses. The avalanche prone locations are to be found in particular in east to south to southwest facing aspects and adjacent to ridgelines and in gullies and bowls. They will increase with altitude. The brittle wind slabs will be covered with fresh snow in some cases and therefore difficult to recognise.

Snowpack

Danger patterns

dp 6: cold, loose snow and wind

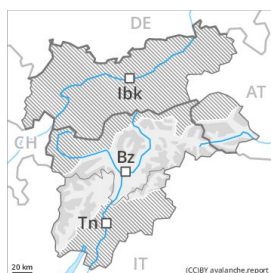
Over a wide area persistent snowfall to low altitudes. Up to 30 cm of snow. will fall. The northwesterly wind will transport the fresh snow significantly. As a consequence of fresh snow and a storm force to violent wind from northwesterly directions, brittle wind slabs will form in particular on east, south and southwest facing slopes. These will be deposited on soft layers.

Tendency

The avalanche danger will persist.



Danger Level 2 - Moderate



Tendency: Constant avalanche danger →
on Wednesday 05 02 2020



Wind-drifted
snow



Treeline

Fresh wind slabs above the tree line.

As a consequence of the snowfall, the likelihood of dry avalanches being released will increase a little especially above the tree line. Especially in places where the wind is storm force the avalanche danger is greater. The number and size of avalanche prone locations will increase as the day progresses. The avalanche prone locations are to be found in particular adjacent to ridgelines and in gullies and bowls in all aspects. They will increase with altitude. In the regions neighbouring those that are subject to danger level 3 (considerable) the avalanche danger is higher.

Snowpack

Danger patterns

dp 6: cold, loose snow and wind

5 to 15 cm of snow. will fall. The northwesterly wind will transport the snow. As a consequence of fresh snow and a storm force wind from northwesterly directions, brittle wind slabs will form in particular on east, south and southwest facing slopes.

Tendency

The avalanche danger will persist.



Danger Level 1 - Low



Tendency: Constant avalanche danger →
on Wednesday 05 02 2020



Wet snow



Wind-drifted
snow



Treeline

As a consequence of fresh snow and stormy weather the avalanche prone locations will become more prevalent as the day progresses.

Fresh and somewhat older wind slabs are mostly rather small and can be released by large loads in particular. At high altitudes and in high Alpine regions avalanche prone locations are a little more prevalent. A clear night will be followed in the early morning by quite favourable conditions generally, but the danger of wet and gliding avalanches will increase later. In steep terrain there is a danger of falling on the icy crust.

Snowpack

The snowpack will be in most cases well bonded. The sometimes storm force wind will transport the fresh snow. Adjacent to ridgelines and in gullies and bowls mostly small wind slabs will form. Faceted weak layers exist in the old snowpack in particular on rather lightly snow-covered shady slopes.

Tendency

The wind will be moderate to strong at times in some localities.