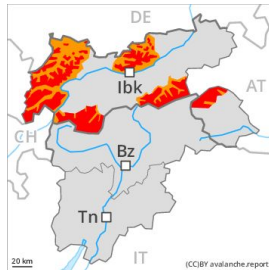




Danger Level 4 - High



Tendency: Constant avalanche danger →
on Thursday 06 02 2020



Wind-drifted
snow



Treeline

The conditions are critical. Fresh and older wind slabs represent the main danger.

As a consequence of the snowfall, the likelihood of dry avalanches being released will increase further especially above the tree line. Especially in places where the wind is storm force the avalanche danger is greater. The number and size of avalanche prone locations will increase as the day progresses. The avalanche prone locations are to be found on steep slopes of all aspects. They will increase with altitude. The brittle wind slabs will be covered with fresh snow in some cases and therefore difficult to recognise. Even single winter sport participants can release avalanches very easily, including dangerously large ones. Natural avalanches are possible, in particular on wind-loaded slopes. In addition still more individual gliding avalanches are possible. This applies in particular in starting zones below the tree line that have retained the snow thus far.

Snowpack

Danger patterns

dp 6: cold, loose snow and wind

dp 9: graupel blanketed with snow

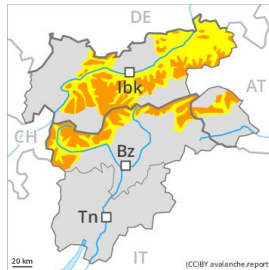
Over a wide area stormy weather and fresh snow. Over a wide area persistent snowfall to low altitudes. 20 to 50 cm of snow, and even more in some localities, will fall. The storm force wind will transport the fresh snow significantly. Since Tuesday brittle wind slabs will form in particular above the tree line. These will be deposited on soft layers.

Tendency

With the end of the snowfall, the natural avalanche activity will gradually decrease. The backcountry and freeriding conditions remain critical.



Danger Level 3 - Considerable



Tendency: Constant avalanche danger →
on Thursday 06 02 2020



Wind-drifted
snow



Treeline

Fresh and older wind slabs represent the main danger.

As a consequence of the snowfall, the likelihood of dry avalanches being released will increase further especially above the tree line. Especially in places where the wind is storm force the avalanche danger is greater. The number and size of avalanche prone locations will increase as the day progresses. The avalanche prone locations are to be found in particular on wind-loaded slopes of all aspects. They will increase with altitude. The brittle wind slabs will be covered with fresh snow in some cases and therefore difficult to recognise. Even single winter sport participants can release avalanches as before, including dangerously large ones. Natural avalanches are possible, in particular on wind-loaded slopes. In addition still more individual gliding avalanches are possible. This applies in particular in starting zones below the tree line that have retained the snow thus far.

Snowpack

Danger patterns

dp 6: cold, loose snow and wind

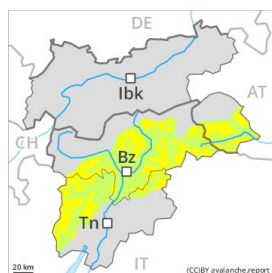
dp 2: gliding snow

Over a wide area stormy weather and fresh snow. Over a wide area persistent snowfall to low altitudes. 15 to 30 cm of snow, and even more in some localities, will fall. The storm force wind will transport the fresh snow significantly. Since Tuesday brittle wind slabs will form in particular above the tree line. These will be deposited on soft layers.

Tendency

With the end of the snowfall, the natural avalanche activity will gradually decrease. The backcountry and freeriding conditions remain critical.

Danger Level 2 - Moderate



Tendency: Constant avalanche danger →
on Thursday 06 02 2020



Wind-drifted
snow



Treeline

Fresh wind slabs above the tree line.

As a consequence of the snowfall, the likelihood of dry avalanches being released will increase further especially above the tree line. Especially in places where the wind is storm force the avalanche danger is greater. The number and size of avalanche prone locations will increase as the day progresses. The avalanche prone locations are to be found in particular adjacent to ridgelines and in gullies and bowls in all aspects. They will increase with altitude. In the regions neighbouring those that are subject to danger level 3 (considerable) the avalanche danger is higher.

Snowpack

Danger patterns

dp 6: cold, loose snow and wind

Up to 10 cm of snow, and even more in some localities, will fall. This applies in particular in the regions neighbouring those that are subject to danger level 3 (considerable). The sometimes storm force wind will transport the fresh snow significantly. In particular adjacent to ridgelines and in gullies and bowls brittle wind slabs will form. This applies in particular above the tree line.

Tendency

The danger of slab avalanches will persist.