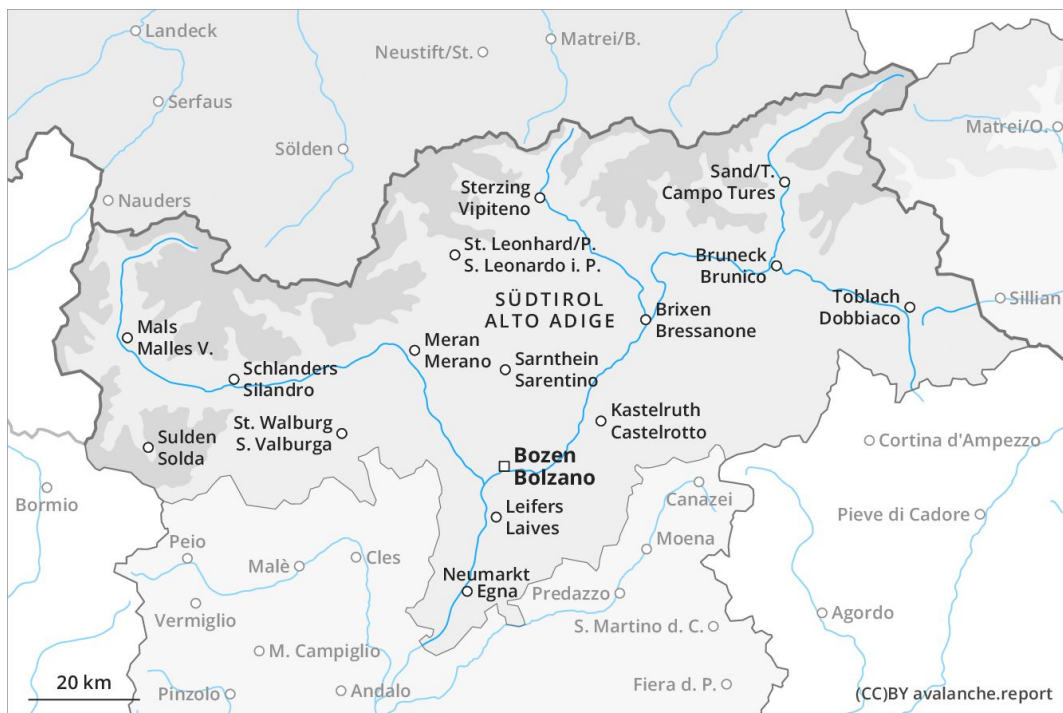
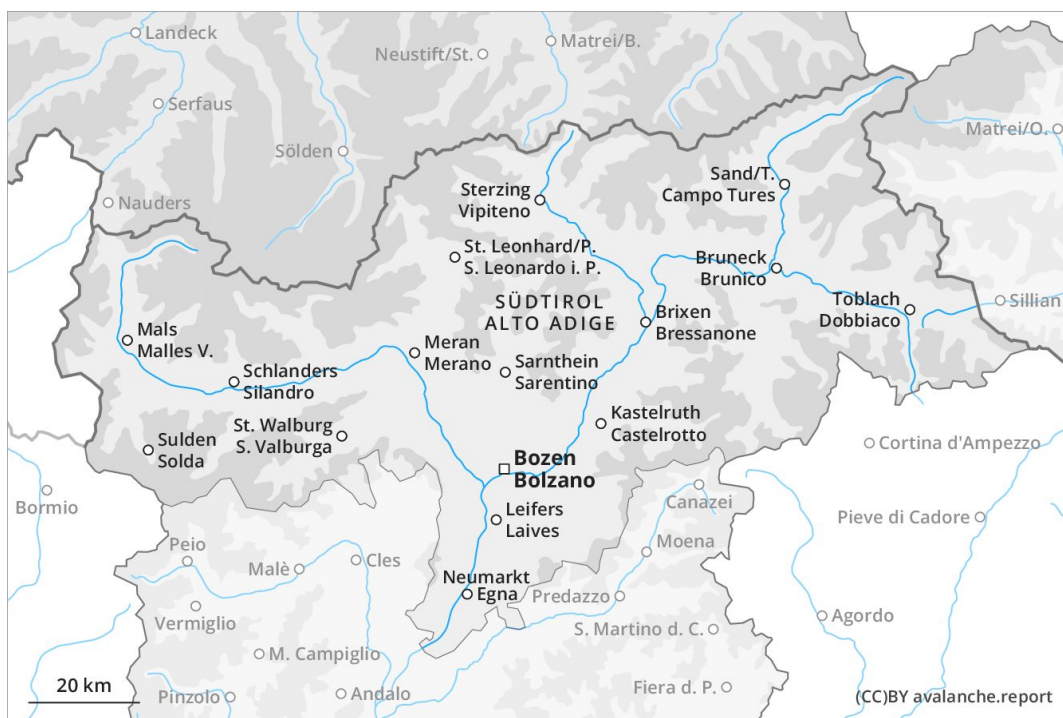




AM

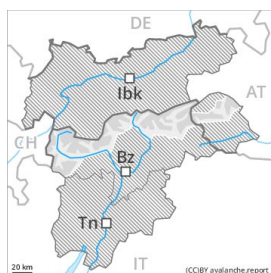


PM





Danger Level 2 - Moderate




Tendency: Constant avalanche danger →
 on Tuesday 11 02 2020



Wind-drifted
 snow



Treeline



Persistent
 weak layer



2800m
 2300m

Fresh wind slabs at high altitudes and in high Alpine regions. Weakly bonded old snow requires caution.

Fresh wind slabs represent the main danger. As a consequence of fresh snow and a sometimes storm force westerly wind, sometimes avalanche prone wind slabs will form as the day progresses in all aspects, in particular adjacent to ridgelines and in gullies and bowls at high altitudes and in high Alpine regions.

Weakly bonded old snow: The avalanche prone locations for dry avalanches are to be found in particular on very steep west, north and east facing slopes between approximately 2300 and 2800 m. Caution is to be exercised in particular at transitions from a shallow to a deep snowpack in little used backcountry terrain. Avalanches can be released by large loads and reach large size in isolated cases.

In addition there is a danger of gliding avalanches and wet snow slides. These avalanche prone locations are to be found in particular on steep grassy slopes below approximately 2000 m, in the event of rain especially in the regions with a lot of snow.

In steep terrain there is a danger of falling on the hard snow surface.

Snowpack

Danger patterns

dp 6: cold, loose snow and wind

dp 3: rain

In some regions wind and fresh snow: Up to 10 cm of snow, and even more in some localities, will fall from midday above approximately 2000 m. The fresh wind slabs will become increasingly prone to triggering above the tree line.

Faceted weak layers exist in the old snowpack in particular on west, north and east facing slopes. This applies in particular between approximately 2300 and 2800 m, especially in little used backcountry terrain. The snowpack will be subject to considerable local variations.

Tendency

The avalanche danger will persist. Fresh wind slabs are to be evaluated with care and prudence.



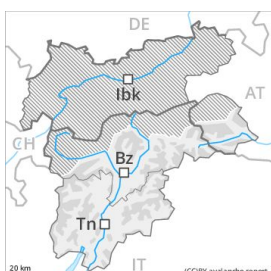
Danger Level 2 - Moderate

AM:



Tendency: Constant avalanche danger →
 on Tuesday 11 02 2020

PM:



Tendency: Constant avalanche danger →
 on Tuesday 11 02 2020



Wind-drifted
 snow



Treeline

The backcountry and freeriding conditions are generally favourable. Fresh wind slabs represent the main danger.

Fresh wind slabs require caution. The avalanche prone locations are to be found in particular on very steep shady slopes above approximately 1800 m and adjacent to ridgelines. These places are rare and are clearly recognisable to the trained eye. The avalanches are rather small. In addition a low (level 1) danger of moist snow slides exists. In the event of rain this applies. In steep terrain there is a danger of falling on the hard snow surface.

Snowpack

Danger patterns

dp 6: cold, loose snow and wind

The fresh wind slabs are in some cases prone to triggering in particular on very steep shady slopes above the tree line. These are mostly small. The wind will be storm force. The older wind slabs have bonded well with the old snowpack. The snowpack will be subject to considerable local variations.

Tendency

The avalanche danger will persist. Fresh wind slabs require caution.