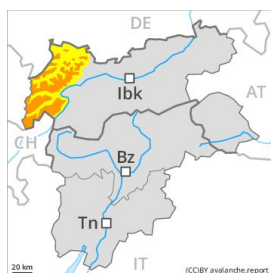


Danger Level 3 - Considerable



Tendency: Constant avalanche danger
 on Wednesday 12 02 2020 →



Wind-drifted
 snow



Treeline



Persistent
 weak layer



2900m
 1800m

The fresh wind slabs must be evaluated with care and prudence in all aspects in all altitude zones.

As a consequence of fresh snow and a strong to storm force wind, extensive wind slabs will form in all aspects, caution is to be exercised in particular on shady slopes as well as adjacent to ridgelines and in gullies and bowls especially above the tree line, also in areas close to the tree line on very steep slopes. The wind slabs can be released easily, even by a single winter sport participant,. The prevalence of avalanche prone locations and likelihood of triggering will increase with altitude.

In the regions exposed to heavier precipitation natural dry avalanches are possible, even large ones in isolated cases, in particular on wind-loaded slopes as well as at the base of rock walls and behind abrupt changes in the terrain at high altitudes and in high Alpine regions.

Weakly bonded old snow requires caution. These avalanche prone locations are to be found in particular on very steep west, north and east facing slopes between approximately 2300 and 2900 m. Caution is to be exercised in particular at transitions from a shallow to a deep snowpack in little used backcountry terrain. Avalanches can be released, in particular by large loads and reach large size in isolated cases. Individual avalanche prone locations are to be found also between approximately 1800 and 2300 m, in particular on very steep shady slopes.

In addition a certain danger of gliding avalanches exists. This applies on steep grassy slopes in particular at low and intermediate altitudes.

Snowpack

Danger patterns

dp 6: cold, loose snow and wind

dp 4: cold following warm / warm following cold

Over a wide area 20 to 40 cm of snow, and even more in some localities, will fall. The wind will be strong to storm force. The fresh wind slabs are bonding poorly with the old snowpack in particular on shady slopes. This applies at high altitudes and in high Alpine regions.

Faceted weak layers exist in the old snowpack, in particular between approximately 2300 and 2900 m, especially in little used backcountry terrain, also between approximately 1800 and 2300 m on northwest, north and northeast facing slopes. The snowpack will be subject to considerable local variations.

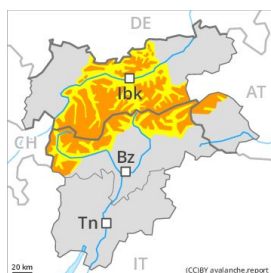
Tendency

Backcountry touring and other off-piste activities call for extensive experience in the assessment of



avalanche danger.

Danger Level 3 - Considerable



Tendency: Constant avalanche danger →
 on Wednesday 12 02 2020



Wind-drifted
 snow



Treeline



Persistent
 weak layer



2900m
 1800m

The fresh wind slabs must be evaluated with care and prudence in all aspects in all altitude zones.

As a consequence of fresh snow and a strong to storm force wind, extensive wind slabs will form in all aspects, caution is to be exercised in particular on shady slopes as well as adjacent to ridgelines and in gullies and bowls especially above the tree line, also in areas close to the tree line on very steep slopes. The wind slabs can be released easily, even by a single winter sport participant. The prevalence of avalanche prone locations and likelihood of triggering will increase with altitude.

In the regions exposed to heavier precipitation individual natural dry avalanches are possible, in particular medium-sized ones, in particular on wind-loaded slopes adjacent to ridgelines at high altitudes and in high Alpine regions.

Weakly bonded old snow requires caution. These avalanche prone locations are to be found in particular on very steep west, north and east facing slopes between approximately 2300 and 2900 m. Caution is to be exercised in particular at transitions from a shallow to a deep snowpack in little used backcountry terrain. Avalanches can be released, in particular by large loads and reach large size in isolated cases. Individual avalanche prone locations are to be found also between approximately 1800 and 2300 m, in particular on very steep shady slopes.

In addition a certain danger of gliding avalanches exists. This applies on steep grassy slopes in particular at low and intermediate altitudes.

Snowpack

Danger patterns

dp 6: cold, loose snow and wind

dp 4: cold following warm / warm following cold

Over a wide area 10 to 20 cm of snow, and even more in some localities, will fall. The wind will be strong to storm force. The fresh wind slabs are bonding poorly with the old snowpack in particular on shady slopes. This applies at high altitudes and in high Alpine regions.

Faceted weak layers exist in the old snowpack, in particular between approximately 2300 and 2900 m, especially in little used backcountry terrain, also between approximately 1800 and 2300 m on northwest, north and northeast facing slopes. The snowpack will be subject to considerable local variations.

Tendency

Backcountry touring and other off-piste activities call for experience in the assessment of avalanche



danger.

Danger Level 3 - Considerable



Tendency: Constant avalanche danger →
 on Wednesday 12 02 2020



Wind-drifted snow



Treeline



Persistent weak layer



2300m
1800m

The fresh wind slabs must be evaluated with care and prudence in all aspects in all altitude zones.

As a consequence of fresh snow and a strong to storm force wind, extensive wind slabs will form in all aspects, caution is to be exercised in particular on shady slopes as well as adjacent to ridgelines and in gullies and bowls especially above the tree line, also in areas close to the tree line on very steep slopes. The wind slabs can be released easily, even by a single winter sport participant.

Weakly bonded old snow requires caution. Individual avalanche prone locations are to be found in particular between approximately 1800 and 2300 m, in particular on very steep shady slopes.

In addition a low (level 1) danger of gliding avalanches exists. This applies on steep grassy slopes in particular at low and intermediate altitudes.

Snowpack

Danger patterns

dp 6: cold, loose snow and wind

dp 4: cold following warm / warm following cold

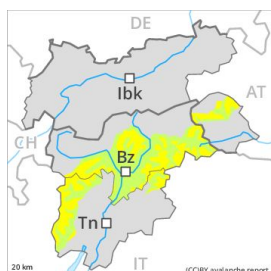
Over a wide area 5 to 15 cm of snow. will fall. The wind will be strong to storm force. The fresh wind slabs are bonding poorly with the old snowpack in particular on shady slopes. This applies at high altitudes and in high Alpine regions.

Faceted weak layers exist in the old snowpack in particular on shady slopes. This applies between approximately 1800 and 2300 m. The snowpack will be subject to considerable local variations.

Tendency

Backcountry touring and other off-piste activities call for experience in the assessment of avalanche danger.

Danger Level 2 - Moderate



Tendency: Constant avalanche danger
 on Wednesday 12 02 2020 →



Wind-drifted snow



Treeline



Persistent weak layer



2800m
2300m

Fresh wind slabs are to be evaluated critically.

Fresh wind slabs represent the main danger. As a consequence of fresh snow and a sometimes storm force northwesterly wind, sometimes easily released wind slabs formed on Monday in all aspects, in particular adjacent to ridgelines and in gullies and bowls at high altitudes and in high Alpine regions. As a consequence of the sometimes storm force northwesterly wind the size of the avalanche prone locations will increase on Tuesday. Weakly bonded old snow: The avalanche prone locations for dry avalanches are to be found in particular on very steep west, north and east facing slopes between approximately 2300 and 2800 m. Caution is to be exercised in particular at transitions from a shallow to a deep snowpack in little used backcountry terrain. Avalanches can be released by large loads and reach dangerously large size. In steep terrain there is a danger of falling on the hard snow surface.

Snowpack

Danger patterns

dp 6: cold, loose snow and wind

Over a wide area stormy weather and fresh snow: In some localities up to 10 cm of snow. will fall. The fresh wind slabs will become increasingly prone to triggering above the tree line.

Faceted weak layers exist in the old snowpack in particular on west, north and east facing slopes. This applies in particular between approximately 2300 and 2800 m, especially in little used backcountry terrain. The snowpack will be subject to considerable local variations.

Tendency

The avalanche danger will persist. Fresh wind slabs are to be evaluated with care and prudence.

Danger Level 2 - Moderate



Tendency: Constant avalanche danger →
on Wednesday 12 02 2020



Wind-drifted
snow



Treeline

Fresh wind slabs require caution.

The snow sport conditions outside marked and open pistes are generally favourable. Fresh wind slabs represent the main danger. The avalanche prone locations are to be found in particular on northwest to north to southeast facing wind-loaded slopes above approximately 1800 m, especially adjacent to ridgelines and in gullies and bowls. These places are rather rare and are clearly recognisable to the trained eye. Mostly the avalanches are small. In addition a low (level 1) danger of gliding avalanches exists.

Snowpack

Danger patterns

dp 6: cold, loose snow and wind

Up to 5 cm of snow. will fall. The strong wind will transport the snow. The fresh wind slabs are in some cases prone to triggering in particular on very steep shady slopes above the tree line. These are mostly small. The older wind slabs have bonded well with the old snowpack. The snowpack will be subject to considerable local variations.

Tendency

Fresh wind slabs require caution.

Danger Level 1 - Low



Tendency: Constant avalanche danger →

on Wednesday 12 02 2020



Wind-drifted
snow



Treeline



Persistent
weak layer



2300m

The avalanche conditions in the morning are generally favourable. Fresh wind slabs require caution.

In steep terrain there is a danger of falling on the hard snow surface. Fresh wind slabs require caution. The avalanche prone locations are to be found in particular on very steep shady slopes above approximately 1800 m and adjacent to ridgelines. These places are rare and are clearly recognisable to the trained eye. As a consequence of solar radiation a low danger of moist avalanches will persist in some regions. The avalanches are rather small.

Snowpack

The fresh wind slabs are in some cases prone to triggering in particular on very steep shady slopes above the tree line. These are mostly small. The wind will be storm force. The older wind slabs have bonded well with the old snowpack. The snowpack will be subject to considerable local variations.

Tendency

The avalanche danger will persist. Fresh wind slabs require caution.

Danger Level 1 - Low



Tendency: Constant avalanche danger →
on Wednesday 12 02 2020



Wind-drifted
snow



Treeline



Wet snow



The avalanche conditions in the morning are generally favourable. Fresh wind slabs require caution.

In steep terrain there is a danger of falling on the hard snow surface. Fresh wind slabs require caution. The avalanche prone locations are to be found in particular on very steep shady slopes above approximately 1800 m and adjacent to ridgelines. These places are rare and are clearly recognisable to the trained eye. As a consequence of warming and solar radiation a low danger of moist avalanches will persist in some regions. The avalanches are rather small.

Snowpack

The fresh wind slabs are poorly bonded with the old snowpack in particular on very steep shady slopes above the tree line. The snowpack will be subject to considerable local variations.

Tendency

The avalanche danger will persist. Fresh wind slabs require caution.