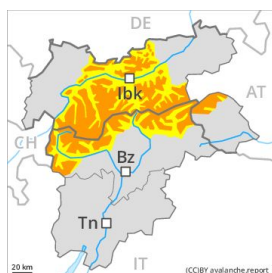


Danger Level 3 - Considerable



Tendency: Constant avalanche danger →
 on Thursday 13 02 2020



Wind-drifted
 snow



Treeline



Persistent
 weak layer



2900m
 2000m

The fresh wind slabs must be evaluated with care and prudence in all aspects above the tree line.

As a consequence of fresh snow and a strong to storm force wind, extensive wind slabs will form in all aspects, caution is to be exercised in particular on shady slopes as well as adjacent to ridgelines and in gullies and bowls especially above the tree line. This also applies in areas close to the tree line on very steep slopes. The wind slabs can be released even by a single winter sport participant. The prevalence of avalanche prone locations and likelihood of triggering will increase with altitude.

As a consequence of the strong to storm force northwesterly wind individual small and medium-sized natural dry avalanches are possible, in particular on wind-loaded slopes adjacent to ridgelines at high altitudes and in high Alpine regions.

Weakly bonded old snow requires caution. These avalanche prone locations are to be found in particular on very steep west, north and east facing slopes between approximately 2300 and 2900 m. Caution is to be exercised in particular at transitions from a shallow to a deep snowpack in little used backcountry terrain. Avalanches can be released, in particular by large loads and reach large size in isolated cases. Individual avalanche prone locations are to be found also between approximately 2000 and 2300 m, in particular on very steep shady slopes.

In addition a certain danger of gliding avalanches exists. This applies on steep grassy slopes in particular at low and intermediate altitudes.

Snowpack

Danger patterns

dp 6: cold, loose snow and wind

dp 4: cold following warm / warm following cold

Over a wide area 10 to 20 cm of snow, and even more in some localities, has fallen in the last few days. The wind will be strong to storm force. The fresh wind slabs are bonding poorly with the old snowpack in particular on shady slopes. This applies at high altitudes and in high Alpine regions.

Faceted weak layers exist in the old snowpack, in particular between approximately 2300 and 2900 m, especially in little used backcountry terrain, also between approximately 2000 and 2300 m on northwest, north and northeast facing slopes. The snowpack will be subject to considerable local variations.

Tendency

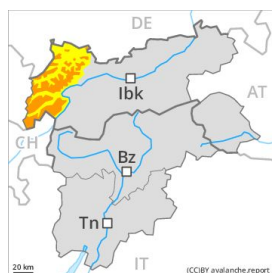
Backcountry touring and other off-piste activities call for experience in the assessment of avalanche



danger.



Danger Level 3 - Considerable



Tendency: Constant avalanche danger →
on Thursday 13 02 2020



Wind-drifted
snow



Treeline



Persistent
weak layer



2900m
2000m

The fresh wind slabs must be evaluated with care and prudence in all aspects above the tree line.

As a consequence of fresh snow and a strong to storm force wind, extensive wind slabs will form in all aspects, caution is to be exercised in particular on shady slopes as well as adjacent to ridgelines and in gullies and bowls especially above the tree line. This also applies in areas close to the tree line on very steep slopes. The wind slabs can be released even by a single winter sport participant. The prevalence of avalanche prone locations and likelihood of triggering will increase with altitude.

As a consequence of the strong to storm force northwesterly wind individual small and medium-sized natural dry avalanches are possible, in particular on wind-loaded slopes adjacent to ridgelines at high altitudes and in high Alpine regions.

Weakly bonded old snow requires caution. These avalanche prone locations are to be found in particular on very steep west, north and east facing slopes between approximately 2300 and 2900 m. Caution is to be exercised in particular at transitions from a shallow to a deep snowpack in little used backcountry terrain. Avalanches can be released, in particular by large loads and reach large size in isolated cases. Individual avalanche prone locations are to be found also between approximately 2000 and 2300 m, in particular on very steep shady slopes.

In addition a certain danger of gliding avalanches exists. This applies on steep grassy slopes in particular at low and intermediate altitudes.

Snowpack

Danger patterns

dp 6: cold, loose snow and wind

dp 4: cold following warm / warm following cold

Over a wide area 20 to 40 cm of snow, and even more in some localities, has fallen in the last few days. The wind will be strong to storm force. The fresh wind slabs are bonding poorly with the old snowpack in particular on shady slopes. This applies at high altitudes and in high Alpine regions.

Faceted weak layers exist in the old snowpack, in particular between approximately 2300 and 2900 m, especially in little used backcountry terrain, also between approximately 2000 and 2300 m on northwest, north and northeast facing slopes. The snowpack will be subject to considerable local variations.

Tendency

Backcountry touring and other off-piste activities call for experience in the assessment of avalanche



danger.



Danger Level 3 - Considerable



Tendency: Constant avalanche danger
on Thursday 13 02 2020 →



Wind-drifted
snow



Treeline



Persistent
weak layer



2300m
2000m

The fresh wind slabs must be evaluated with care and prudence in all aspects above the tree line.

As a consequence of fresh snow and a strong to storm force wind, extensive wind slabs will form in all aspects, caution is to be exercised in particular on shady slopes as well as adjacent to ridgelines and in gullies and bowls especially above the tree line. This also applies in areas close to the tree line on very steep slopes. The wind slabs can be released even by a single winter sport participant.

Weakly bonded old snow requires caution. Individual avalanche prone locations are to be found in particular between approximately 2000 and 2300 m, in particular on very steep shady slopes on wind-loaded slopes.

In addition a low (level 1) danger of gliding avalanches exists.

Snowpack

Danger patterns

dp 6: cold, loose snow and wind

dp 4: cold following warm / warm following cold

Over a wide area 10 to 25 cm of snow, and even more in some localities, has fallen in the last few days. The wind will be strong to storm force. The fresh wind slabs are bonding poorly with the old snowpack in particular on shady slopes. This applies at high altitudes and in high Alpine regions.

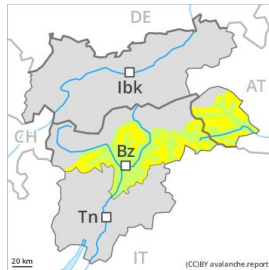
Faceted weak layers exist in the old snowpack in particular on shady slopes. This applies between approximately 2000 and 2300 m. The snowpack will be subject to considerable local variations.

Tendency

Backcountry touring and other off-piste activities call for experience in the assessment of avalanche danger.



Danger Level 2 - Moderate



Tendency: Constant avalanche danger →

on Thursday 13 02 2020



Wind-drifted
snow



Treeline

Fresh wind slabs represent the main danger.

Fresh wind slabs are to be evaluated with care and prudence. The avalanche prone locations are to be found in particular on very steep northeast, north and southeast facing slopes above the tree line, especially adjacent to ridgelines and in gullies and bowls. These places are clearly recognisable to the trained eye. Mostly the avalanches are small.

Individual avalanche prone locations for dry avalanches are to be found also on extremely steep shady slopes at high altitudes and in high Alpine regions. This applies in areas where the snow cover is rather shallow. Avalanches can be released, mostly by large loads in isolated cases and reach medium size. In steep terrain there is a danger of falling on the hard snow surface.

Snowpack

Danger patterns

dp 6: cold, loose snow and wind

The strong wind will transport the snow. The fresh wind slabs are in some cases prone to triggering in particular on very steep shady slopes above the tree line. These are mostly small. In very isolated cases relatively hard layers of snow are lying on old snow containing large grains. This applies especially on shady slopes at high altitudes and in high Alpine regions. The snowpack will be subject to considerable local variations.

Tendency

Fresh wind slabs are to be evaluated with care and prudence.