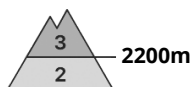
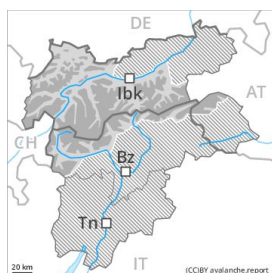




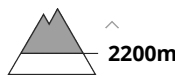
Danger Level 3 - Considerable



Tendency: Decreasing avalanche danger
 on Saturday 15 02 2020



Wind-drifted
 snow



Persistent
 weak layer



Wind slabs and weakly bonded old snow at high altitude.

The fresh wind slabs can be released by a single winter sport participant in some cases in particular on very steep shady slopes above approximately 2200 m. Caution is to be exercised adjacent to ridgelines. These avalanche prone locations are clearly recognisable to the trained eye. The avalanches are rather small. Weakly bonded old snow requires caution. Avalanche prone locations are to be found in particular on very steep west, north and east facing slopes between approximately 2400 and 2900 m. Caution is to be exercised in particular at transitions from a shallow to a deep snowpack in little used backcountry terrain. Avalanches can be released, in particular by large loads and reach large size in isolated cases. In addition a certain danger of gliding avalanches exists. This applies on steep grassy slopes below approximately 2500 m. Below the tree line a low avalanche danger will be encountered over a wide area. There is a danger of falling on the hard snow surface.

Snowpack

Danger patterns

dp 6: cold, loose snow and wind

dp 7: snow-poor zones in snow-rich surrounding

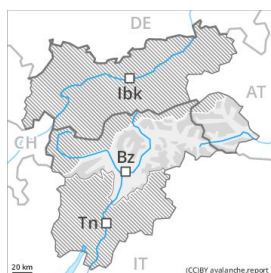
Faceted weak layers exist in the old snowpack, in particular between approximately 2400 and 2900 m. Some snow will fall until midday. The sometimes storm force wind will transport the snow. The fresh wind slabs are in some cases prone to triggering in particular on very steep shady slopes above approximately 2200 m. The wind slabs of the last few days have bonded quite well with the old snowpack. The snowpack will be subject to considerable local variations.

Tendency

Gradual decrease in avalanche danger.



Danger Level 2 - Moderate



Tendency: Constant avalanche danger →
on Saturday 15 02 2020



Wind-drifted
snow



Treeline

Fresh wind slabs represent the main danger.

Fresh wind slabs are to be evaluated with care and prudence. The avalanche prone locations are to be found in particular on very steep northeast, north and southeast facing slopes above approximately 2200 m, especially in gullies and bowls, and behind abrupt changes in the terrain. These places are clearly recognisable to the trained eye. Mostly the avalanches are small.

Individual avalanche prone locations for dry avalanches are to be found also on extremely steep shady slopes at high altitudes and in high Alpine regions. This applies in areas where the snow cover is rather shallow. Avalanches can be released, mostly by large loads in isolated cases and reach medium size. In steep terrain there is a danger of falling on the hard snow surface.

Snowpack

Danger patterns

dp 6: cold, loose snow and wind

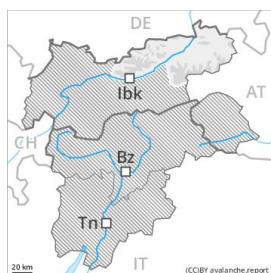
The strong wind will transport the snow. The fresh wind slabs are in some cases prone to triggering above approximately 2200 m. These are mostly small. In very isolated cases relatively hard layers of snow are lying on old snow containing large grains. This applies especially on shady slopes at high altitudes and in high Alpine regions. The snowpack will be subject to considerable local variations.

Tendency

The avalanche danger will persist.



Danger Level 2 - Moderate



Tendency: Constant avalanche danger →
 on Saturday 15 02 2020



Wind-drifted snow



Persistent weak layer



Fresh wind slabs represent the main danger.

As a consequence of fresh snow and a strong to storm force wind, mostly small wind slabs will form, caution is to be exercised in particular on shady slopes as well as adjacent to ridgelines and in gullies and bowls in particular above approximately 2000 m.

Weakly bonded old snow requires caution. Individual avalanche prone locations are to be found in particular between approximately 2300 and 2500 m, in particular on very steep shady slopes on wind-loaded slopes. The avalanches are rather small and can be released by large loads.

In addition a low (level 1) danger of gliding avalanches exists.

Snowpack

Danger patterns

dp 6: cold, loose snow and wind

dp 4: cold following warm / warm following cold

The wind will transport the snow.

Faceted weak layers exist in the old snowpack in particular on shady slopes. This applies between approximately 2300 and 2500 m. The snowpack will be subject to considerable local variations.

Tendency

Gradual decrease in avalanche danger.