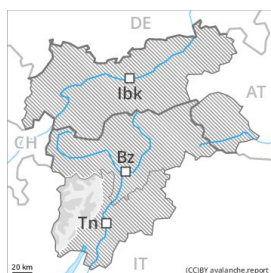






## Danger Level 2 - Moderate




**Tendency: Constant avalanche danger** →  
 on Saturday 15 02 2020



Wind-drifted  
 snow



Treeline



Persistent  
 weak layer



2300m

### Caution is to be exercised on wind-loaded slopes.

Fresh wind slabs represent the main danger. As a consequence of a moderate to strong northwesterly wind, sometimes easily released wind slabs formed in all aspects. The more recent wind slabs are clearly recognisable, in particular adjacent to ridgelines and in gullies and bowls at high altitudes and in high Alpine regions. In particular in gullies and bowls the wind slabs have increased in size moderately since Monday.

Weakly bonded old snow: Individual avalanche prone locations for dry avalanches are to be found in particular on steep north facing slopes above approximately 2300 m. Caution is to be exercised in particular at transitions from a shallow to a deep snowpack in little used backcountry terrain. Avalanches can be released by large loads and reach medium size.

In steep terrain there is a danger of falling on the hard snow surface.

### Snowpack

**Danger patterns**

dp 6: cold, loose snow and wind

The fresh wind slabs remain very prone to triggering in all aspects above the tree line.

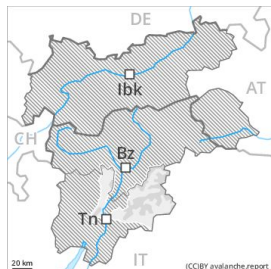
Faceted weak layers exist in the old snowpack in particular on west, north and east facing slopes. This applies in particular above approximately 2300 m, especially in little used backcountry terrain.

### Tendency

The avalanche danger will persist. Fresh wind slabs are to be evaluated with care and prudence.



## Danger Level 2 - Moderate



**Tendency: Constant avalanche danger** →


on Saturday 15 02 2020



Wind-drifted  
snow



Treeline



Persistent  
weak layer



2300m

### Fresh wind slabs require caution.

Fresh wind slabs require caution. The avalanche prone locations are to be found in particular on very steep shady slopes above approximately 1800 m, and adjacent to ridgelines and in gullies and bowls in all aspects. These places are clearly recognisable to the trained eye. In isolated cases the dry avalanches are medium-sized but in some cases easily released. Isolated avalanche prone weak layers exist in the snowpack especially on steep shady slopes. There is a danger of falling on the icy crust.

### Snowpack

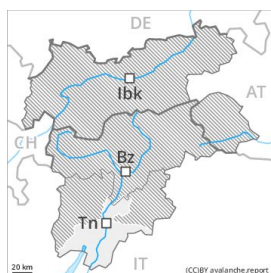
The more recent wind slabs are in some cases prone to triggering above the tree line. These are mostly small. The older wind slabs have bonded well with the old snowpack. The snowpack will be subject to considerable local variations.

### Tendency

The avalanche danger will persist. Fresh wind slabs require caution.



## Danger Level 1 - Low



**Tendency: Constant avalanche danger** →  
on Saturday 15 02 2020



Wind-drifted  
snow



Treeline



Wet snow



### Fresh wind slabs require caution.

In steep terrain there is a danger of falling on the hard snow surface. Fresh wind slabs require caution. The avalanche prone locations are to be found in particular on very steep shady slopes above approximately 1800 m and adjacent to ridgelines. These places are rare and are clearly recognisable to the trained eye. As a consequence of warming and solar radiation a low danger of moist avalanches will persist in some regions. The avalanches are rather small.

### Snowpack

The fresh wind slabs are poorly bonded with the old snowpack in particular on very steep shady slopes above the tree line.

### Tendency

The avalanche danger will persist. Fresh wind slabs require caution.