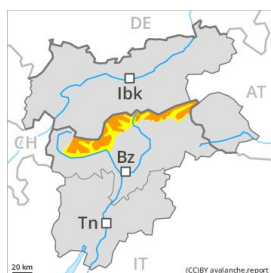


Danger Level 3 - Considerable

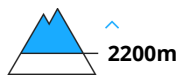


Tendency: Constant avalanche danger →

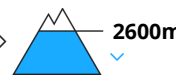
on Sunday 16 02 2020



Wind-drifted
snow



Wet snow



Fresh wind slabs require caution.

The fresh wind slabs can be released by a single winter sport participant in all aspects above approximately 2200 m. These avalanche prone locations are quite prevalent but are easy to recognise. They are to be avoided as far as possible. The avalanches are medium-sized.

Gradual increase in danger of dry and moist avalanches as a consequence of warming during the day and solar radiation.

Weakly bonded old snow is to be evaluated critically. Avalanche prone locations are to be found in particular on very steep west, north and east facing slopes between approximately 2200 and 2800 m. Caution is to be exercised in particular at transitions from a shallow to a deep snowpack in little used backcountry terrain.

There is a danger of falling on the hard snow surface.

Snowpack

Danger patterns

dp 6: cold, loose snow and wind

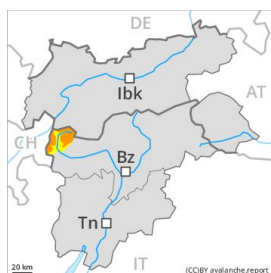
dp 7: snow-poor zones in snow-rich surrounding

The more recent wind slabs are lying on unfavourable layers. They remain in some cases prone to triggering. Faceted weak layers exist in the old snowpack, in particular between approximately 2200 and 2800 m. The snowpack will be subject to considerable local variations.

Tendency

Temporary increase in danger of moist and wet avalanches as a consequence of warming during the day and solar radiation.

Danger Level 3 - Considerable



Tendency: Constant avalanche danger →
 on Sunday 16 02 2020



Wind-drifted
 snow



Treeline



Wet snow



2600m

Fresh wind slabs require caution.

The fresh wind slabs can be released by a single winter sport participant in all aspects above approximately 2000 m. These avalanche prone locations are quite prevalent but are easy to recognise. They are to be avoided as far as possible. In these regions the avalanches can be released in deep layers of the snowpack and reach quite a large size.

Gradual increase in danger of dry and moist avalanches as a consequence of warming during the day and solar radiation.

Weakly bonded old snow is to be evaluated critically. Avalanche prone locations are to be found in particular on very steep west, north and east facing slopes between approximately 2200 and 2800 m. Caution is to be exercised in particular at transitions from a shallow to a deep snowpack in little used backcountry terrain.

There is a danger of falling on the hard snow surface.

Snowpack

Danger patterns

dp 6: cold, loose snow and wind

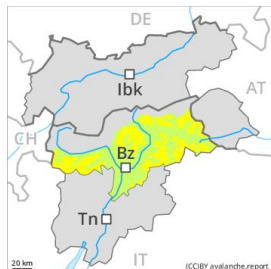
dp 7: snow-poor zones in snow-rich surrounding

The more recent wind slabs are lying on unfavourable layers. They remain in some cases prone to triggering. Faceted weak layers exist in the old snowpack, in particular between approximately 2200 and 2800 m. The snowpack will be subject to considerable local variations.

Tendency

Temporary increase in danger of moist and wet avalanches as a consequence of warming during the day and solar radiation.

Danger Level 2 - Moderate



Tendency: Constant avalanche danger →

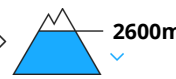
on Sunday 16 02 2020



Wind-drifted
snow



Wet snow



Dry slab avalanches and moist snow slides during the day are possible.

Fresh wind slabs require caution. The avalanche prone locations are to be found especially on very steep northeast, north and southeast facing slopes above approximately 2200 m, especially in gullies and bowls, and behind abrupt changes in the terrain. These places are clearly recognisable to the trained eye. Mostly the avalanches are small.

In steep terrain there is a danger of falling on the hard snow surface.

As a consequence of warming during the day and solar radiation moist and wet avalanches are possible. This applies in particular in case of releases originating from very steep, sunny starting zones below approximately 2600 m that have retained the snow thus far.

Snowpack

Danger patterns

dp 6: cold, loose snow and wind

The somewhat older wind slabs are mostly small. In very isolated cases relatively hard layers of snow are lying on old snow containing large grains. This applies especially on shady slopes at high altitudes and in high Alpine regions. The snowpack will be subject to considerable local variations.

Tendency

The avalanche danger will persist. The weather will be very mild.