

Danger Level 2 - Moderate



Tendency: Constant avalanche danger →

on Tuesday 18 02 2020



Wind-drifted
snow



2200m



Persistent
weak layer



2800m

Fresh and older wind slabs require caution.

Fresh and somewhat older wind slabs can be released by a single winter sport participant in some cases in particular on very steep shady slopes above approximately 2200 m. These avalanche prone locations are clearly recognisable to the trained eye. Weakly bonded old snow requires caution. Caution is to be exercised in particular at transitions from a shallow to a deep snowpack in little used backcountry terrain. In isolated cases the avalanches can be triggered in the weakly bonded old snow and reach quite a large size. The danger of moist and wet avalanches will increase during the day. In addition a certain danger of gliding avalanches exists.

Snowpack

Danger patterns

dp 6: cold, loose snow and wind

dp 2: gliding snow

The wind slabs of the last few days have bonded quite well with the old snowpack. Faceted weak layers exist in the old snowpack. The snowpack will be subject to considerable local variations. Outgoing longwave radiation during the night will be reduced in some case. The surface of the snowpack will already soften in the late morning.

Tendency

The weather will be very mild.

Danger Level 2 - Moderate



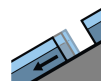
Tendency: Constant avalanche danger →
on Tuesday 18 02 2020



Wind-drifted
snow



2400m



Gliding snow



2400m

Fresh and older wind slabs at high altitude.

Fresh and somewhat older wind slabs can be released by a single winter sport participant in some cases in particular on very steep shady slopes above approximately 2400 m. Caution is to be exercised adjacent to ridgelines. These avalanche prone locations are clearly recognisable to the trained eye. The dry avalanches are rather small. Weakly bonded old snow requires caution. Avalanche prone locations are to be found in particular on very steep west, north and east facing slopes above approximately 2400 m. Caution is to be exercised in particular at transitions from a shallow to a deep snowpack in little used backcountry terrain. Avalanches can be released, in particular by large loads and reach medium size.

In addition a certain danger of gliding avalanches exists. This applies on steep grassy slopes below approximately 2400 m.

Snowpack

Danger patterns

dp 6: cold, loose snow and wind

dp 2: gliding snow

Faceted weak layers exist in the old snowpack, in particular between approximately 2400 and 3000 m. The sometimes moderate wind has transported some snow. The fresh and somewhat older wind slabs are in individual cases still prone to triggering in particular on very steep shady slopes above approximately 2400 m.

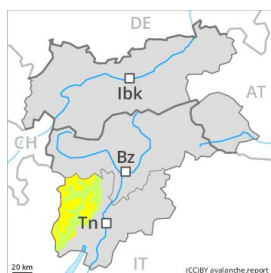
The wind slabs of the last few days have bonded quite well with the old snowpack.

The snowpack will be subject to considerable local variations. Individual gliding avalanches are possible.

Tendency

Hardly any decrease in avalanche danger.

Danger Level 2 - Moderate



Tendency: Constant avalanche danger →
on Tuesday 18 02 2020



Wind-drifted
snow



Treeline



Wet snow



Caution is to be exercised on wind-loaded slopes. As a consequence of warming and solar radiation an unfavourable avalanche situation will be encountered in some regions.

Fresh wind slabs represent the main danger. As a consequence of a moderate to strong northwesterly wind, sometimes easily released wind slabs formed in all aspects. As the day progresses in particular on wind-loaded slopes there will be a gradual increase in the danger of gliding avalanches and moist snow slides. The more recent wind slabs are clearly recognisable, in particular adjacent to ridgelines and in gullies and bowls at high altitudes and in high Alpine regions. In particular in gullies and bowls the wind slabs have increased in size additionally.

Weakly bonded old snow: Individual avalanche prone locations for dry avalanches are to be found in particular on steep north facing slopes above approximately 2300 m. Caution is to be exercised in particular at transitions from a shallow to a deep snowpack in little used backcountry terrain. Avalanches can be released by large loads and reach medium size. Gradual increase in danger of dry and moist avalanches as a consequence of warming.

In steep terrain there is a danger of falling on the hard snow surface.

Snowpack

The fresh wind slabs remain in some cases prone to triggering in all aspects above the tree line.

Faceted weak layers exist in the old snowpack in particular on west, north and east facing slopes. This applies in particular above approximately 2300 m, especially in little used backcountry terrain.

Tendency

The avalanche danger will increase a little during the day. Fresh wind slabs require caution.

Danger Level 2 - Moderate

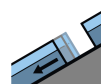


Tendency: Constant avalanche danger →

on Tuesday 18 02 2020



Wind-drifted
snow



Gliding snow



Fresh and older wind slabs require caution.

As a consequence of a light to moderate wind, mostly small wind slabs formed adjacent to ridgelines on northwest, north and northeast facing slopes. Caution is to be exercised in particular on shady slopes as well as adjacent to ridgelines and in gullies and bowls above approximately 2000 m.

Weakly bonded old snow requires caution, especially on very steep shady slopes as well as on wind-loaded slopes. The avalanches are rather small and can mostly only be released by large loads.

In addition a moderate (level 2) danger of gliding avalanches exists.

Snowpack

Danger patterns

dp 6: cold, loose snow and wind

dp 2: gliding snow

The sometimes moderate wind has transported only a little snow.

Faceted weak layers exist in the old snowpack in particular on shady slopes. The snowpack will be subject to considerable local variations.

Tendency

Hardly any increase in avalanche danger.

Danger Level 2 - Moderate

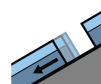


Tendency: Constant avalanche danger →

on Tuesday 18 02 2020



Wind-drifted
snow



Gliding snow



The fresh and somewhat older wind slabs represent the main danger.

Fresh and older wind slabs at high altitude. The avalanche prone locations are to be found in particular on very steep slopes above approximately 2400 m, especially in gullies and bowls, and behind abrupt changes in the terrain. These places are clearly recognisable to the trained eye. Mostly the avalanches are small. Individual avalanche prone locations for dry avalanches are to be found also on extremely steep shady slopes at high altitudes and in high Alpine regions. This applies in areas where the snow cover is rather shallow. Avalanches can be released, mostly by large loads in isolated cases and reach medium size. In steep terrain there is a danger of falling on the hard snow surface.

Snowpack

Danger patterns

dp 6: cold, loose snow and wind

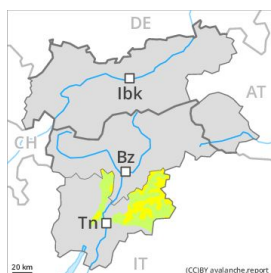
dp 2: gliding snow

The sometimes moderate wind has transported only a little snow. The fresh and somewhat older wind slabs are in individual cases still prone to triggering above approximately 2400 m. These are mostly small. In very isolated cases relatively hard layers of snow are lying on old snow containing large grains. This applies especially on shady slopes at high altitudes and in high Alpine regions. The snowpack will be subject to considerable local variations.

Tendency

The avalanche danger will persist.

Danger Level 2 - Moderate



Tendency: Constant avalanche danger →
on Tuesday 18 02 2020



Wind-drifted
snow



Treeline



Wet snow



2300m

Fresh wind slabs require caution. As a consequence of warming and solar radiation an unfavourable avalanche situation will be encountered in some regions.

Fresh wind slabs require caution. There is a danger of falling on the icy crust. The avalanche prone locations are to be found in particular on very steep shady slopes above approximately 1800 m, and adjacent to ridgelines and in gullies and bowls in all aspects. These places are clearly recognisable to the trained eye. Mostly the dry avalanches are medium-sized and can be released in some cases by a single winter sport participant. Isolated avalanche prone weak layers exist in the snowpack especially on steep shady slopes. Gradual increase in avalanche danger as a consequence of warming.

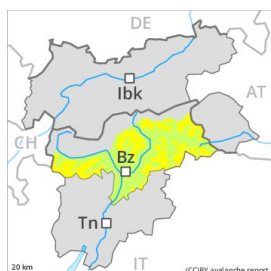
Snowpack

The more recent wind slabs are in some cases prone to triggering above the tree line. These are mostly small. The older wind slabs have bonded well with the old snowpack. The snowpack will be subject to considerable local variations.

Tendency

The avalanche danger will increase a little during the day. Fresh wind slabs require caution.

Danger Level 2 - Moderate



Tendency: Constant avalanche danger →

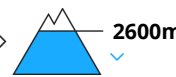
on Tuesday 18 02 2020



Wind-drifted
snow



Wet snow



Dry slab avalanches and moist snow slides during the day are possible.

Fresh wind slabs require caution. The avalanche prone locations are to be found especially on very steep northeast, north and southeast facing slopes above approximately 2200 m, especially in gullies and bowls, and behind abrupt changes in the terrain. These places are clearly recognisable to the trained eye. Mostly the avalanches are small.

In steep terrain there is a danger of falling on the hard snow surface.

As a consequence of warming during the day and solar radiation moist and wet avalanches are possible. This applies in particular in case of releases originating from very steep, sunny starting zones below approximately 2600 m that have retained the snow thus far.

Snowpack

Danger patterns

dp 6: cold, loose snow and wind

The somewhat older wind slabs are mostly small. In very isolated cases relatively hard layers of snow are lying on old snow containing large grains. This applies especially on shady slopes at high altitudes and in high Alpine regions. The snowpack will be subject to considerable local variations.

Tendency

The avalanche danger will persist. The weather will be very mild.

Danger Level 1 - Low



Tendency: Constant avalanche danger →
on Tuesday 18 02 2020



Wind-drifted
snow



Treeline



Wet snow



Fresh wind slabs require caution.

The fresh snow and wind slabs must be evaluated with care and prudence in all aspects above the tree line. In steep terrain there is a danger of falling on the hard snow surface. The avalanche prone locations are to be found in particular on very steep shady slopes above approximately 1800 m and adjacent to ridgelines. These places are rare and are clearly recognisable to the trained eye. As a consequence of warming and solar radiation a moderate danger of gliding avalanches and moist snow slides will be encountered in some regions. In very isolated cases the gliding avalanches are large.

Snowpack

The fresh wind slabs are poorly bonded with the old snowpack in particular on very steep shady slopes above the tree line.

Tendency

The avalanche danger will increase a little during the day. Fresh wind slabs require caution.