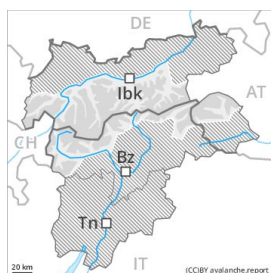




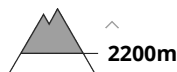
## Danger Level 2 - Moderate



**Tendency: Constant avalanche danger** →  
on Monday 24 02 2020



Wind-drifted  
snow



### Fresh wind slabs require caution.

Fresh and somewhat older wind slabs can be released by a single winter sport participant in some cases in particular on northwest to north to southeast facing aspects above approximately 2200 m. In some cases avalanches are medium-sized. In high Alpine regions avalanche prone locations are more prevalent. These avalanche prone locations are clearly recognisable to the trained eye.

Weakly bonded old snow: In very isolated cases avalanches can be released in the old snowpack and reach dangerously large size in particular on very steep shady slopes. Caution is to be exercised in particular at transitions from a shallow to a deep snowpack in little used backcountry terrain, in isolated cases also in areas close to the tree line.

As a consequence of warming during the day, the likelihood of dry and moist snow slides being released will increase a little on rocky sunny slopes.

### Snowpack

#### Danger patterns

dp 6: cold, loose snow and wind

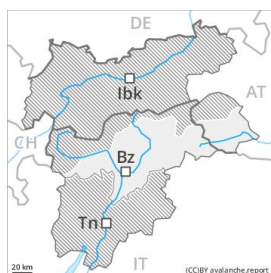
As the day progresses mostly small wind slabs will form in particular in gullies and bowls and behind abrupt changes in the terrain. Faceted weak layers exist in the old snowpack. The snowpack will be subject to considerable local variations. On south and southwest facing slopes a little snow is lying at low and intermediate altitudes. In steep terrain there is a danger of falling on the hard snow surface.

### Tendency

The backcountry touring conditions are generally favourable. Fresh and older wind slabs require caution.



## Danger Level 1 - Low



**Tendency: Constant avalanche danger** →  
on Monday 24 02 2020



Wind-drifted  
snow



2400m

The backcountry touring conditions are favourable over a wide area.

The rather small wind slabs have bonded quite well with the old snowpack. These can only be released by large loads in most cases. The avalanche prone locations are to be found in particular on northwest to north to southeast facing wind-loaded slopes above approximately 2400 m, especially in gullies and bowls, and behind abrupt changes in the terrain. These places are clearly recognisable to the trained eye. In steep terrain there is a danger of falling on the hard snow surface.

## Snowpack

### Danger patterns

dp 6: cold, loose snow and wind

The fresh and somewhat older wind slabs are mostly small and can only be released in isolated cases. In some cases relatively hard layers of snow are lying on old snow containing large grains. Faceted weak layers exist deep in the snowpack in particular on shady slopes. The snowpack will be subject to considerable local variations. On south and southwest facing slopes a little snow is lying in all altitude zones.

## Tendency

The backcountry touring conditions are generally favourable.