



# AM



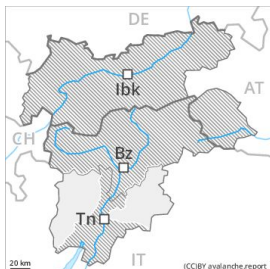
# PM





## Danger Level 2 - Moderate

**AM:**



**Tendency: Constant avalanche danger** →  
 on Monday 24 02 2020

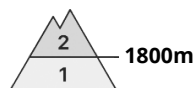
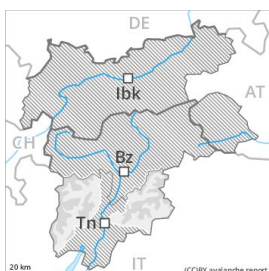


Wind-drifted  
 snow




2400m

**PM:**



1800m

**Tendency: Constant avalanche danger** →  
 on Monday 24 02 2020



Wet snow



2600m  
 1800m



Wind-drifted  
 snow



2400m

The backcountry touring conditions in the morning, after a clear night, are mostly favourable.

The rather small wind slabs have bonded quite well with the old snowpack. These can only be released by large loads in most cases. The avalanche prone locations are to be found in particular on steep northwest to north to southeast facing slopes above approximately 2400 m, especially in gullies and bowls, and behind abrupt changes in the terrain. These places are clearly recognisable to the trained eye. In steep terrain there is a danger of falling on the icy crust. The early morning will see quite favourable conditions generally, but the danger of wet and gliding avalanches will increase later. This applies in particular on steep grassy slopes and at the base of rock walls below approximately 2600 m.

### Snowpack

The fresh and somewhat older wind slabs are mostly small and can only be released in isolated cases. In some cases relatively hard layers of snow are lying on old snow containing large grains. Faceted weak layers exist deep in the snowpack in particular on shady slopes. The snowpack will be subject to considerable local variations. The surface of the snowpack will freeze to form a strong crust only at high altitudes and will soften earlier than the day before. Below approximately 2000 m only a little snow is lying on south and southwest facing slopes.

### Tendency

Temporary increase in danger of gliding avalanches and moist snow slides as a consequence of warming during the day.

## Danger Level 1 - Low

**AM:**



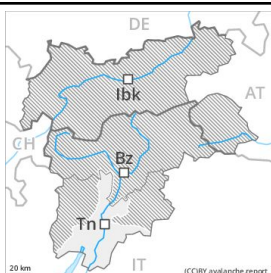
**Tendency: Constant avalanche danger** →  
 on Monday 24 02 2020



Favourable situation



**PM:**



**Tendency: Constant avalanche danger** →  
 on Monday 24 02 2020



Wet snow



The snowpack will be generally well bonded.

In steep terrain there is a danger of falling on the hard snow surface. The rather small wind slabs have bonded quite well with the old snowpack. These can only be released by large loads in most cases. The avalanche prone locations are to be found in particular on steep northwest to north to southeast facing slopes, especially in gullies and bowls, and behind abrupt changes in the terrain. These places are clearly recognisable to the trained eye.

The early morning will see quite favourable conditions generally, but the avalanche danger will increase later. In particular on steep grassy slopes individual small and, in isolated cases, medium-sized natural moist avalanches are possible.

## Snowpack

**Danger patterns**

dp 10: springtime scenario

The fresh and somewhat older wind slabs are mostly small and can only be released in isolated cases. In some cases relatively hard layers of snow are lying on old snow containing large grains. Faceted weak layers exist deep in the snowpack in particular on shady slopes. The snowpack will be subject to considerable local variations. The surface of the snowpack will freeze to form a strong crust only at high altitudes and will soften earlier than the day before. On south and southwest facing slopes a little snow is lying in all altitude zones.

## Tendency

The backcountry touring conditions in the morning, after a clear night, are mostly favourable.