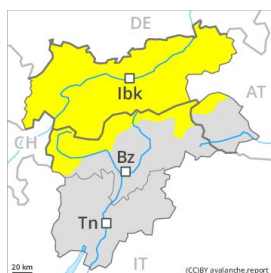


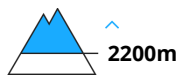
Danger Level 2 - Moderate



Tendency: Increasing avalanche danger
 on Wednesday 26 02 2020



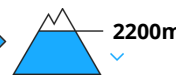
Wind-drifted
 snow



2200m



Wet snow



2200m

Above approximately 2200 m: Wind slabs require caution.

The wind was strong to storm force over a wide area. The wind slabs can be released by a single winter sport participant in some cases in particular on northwest to north to southeast facing aspects above the tree line. In some cases avalanches are medium-sized. In high Alpine regions avalanche prone locations are more prevalent. These avalanche prone locations are clearly recognisable to the trained eye.

Weakly bonded old snow: In very isolated cases avalanches can be released in the old snowpack and reach dangerously large size in particular on little-used, rather lightly snow-covered shady slopes. Caution is to be exercised in particular at transitions from a shallow to a deep snowpack in little used backcountry terrain, in isolated cases also in areas close to the tree line. These avalanche prone locations are very rare and are difficult to recognise.

In the last few days the weather has been exceptionally warm. More small and, in isolated cases, medium-sized wet and gliding avalanches are possible below approximately 2200 m.

Snowpack

Danger patterns

dp 6: cold, loose snow and wind

The snowpack will be subject to considerable local variations.

Below approximately 2200 m: The snowpack will be wet all the way through, especially on east, southeast and south facing slopes. On south and southwest facing slopes a little snow is lying at low and intermediate altitudes.

High altitudes and the high Alpine regions: In the last few days mostly small wind slabs formed in particular in gullies and bowls and behind abrupt changes in the terrain. Faceted weak layers exist in the old snowpack. There is a danger of falling on the hard snow surface.

Tendency

Increase in avalanche danger as a consequence of fresh snow and wind.

Danger Level 2 - Moderate



Tendency: Constant avalanche danger →
on Wednesday 26 02 2020



Wind-drifted
snow



Wind slabs require caution.

Fresh and somewhat older wind slabs can be released by a single winter sport participant in some cases in particular on northwest to north to southeast facing aspects above approximately 2200 m. In some cases avalanches are medium-sized. In high Alpine regions avalanche prone locations are more prevalent.

Weakly bonded old snow: In very isolated cases avalanches can be released in the old snowpack and reach dangerously large size in particular on very steep shady slopes. Caution is to be exercised in particular at transitions from a shallow to a deep snowpack in little used backcountry terrain, in isolated cases also in areas close to the tree line.

The weather was very mild. As a consequence of warming small to medium-sized wet and gliding avalanches are possible below approximately 2200 m.

Snowpack

Danger patterns

dp 6: cold, loose snow and wind

Some snow will fall in some localities. As the day progresses mostly small wind slabs will form in particular in gullies and bowls and behind abrupt changes in the terrain. Faceted weak layers exist in the old snowpack. The snowpack will be subject to considerable local variations. On south and southwest facing slopes a little snow is lying at low and intermediate altitudes. In steep terrain there is a danger of falling on the hard snow surface.

Tendency

As a consequence of warming during the day more gliding avalanches and moist snow slides are possible.

Danger Level 1 - Low



Tendency: Increasing avalanche danger
 on Wednesday 26 02 2020



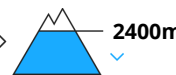
Wind-drifted
 snow



2400m



Wet snow



2400m

The backcountry touring conditions are mostly favourable.

The rather small wind slabs have bonded quite well with the old snowpack. These can only be released by large loads in most cases. The avalanche prone locations are to be found in particular on steep northwest to north to southeast facing slopes above approximately 2400 m, especially in gullies and bowls, and behind abrupt changes in the terrain. These places are clearly recognisable to the trained eye.

In steep terrain there is a danger of falling on the icy crust. The early morning will see quite favourable conditions generally, but the danger of wet and gliding avalanches will increase later. This applies in particular on steep grassy slopes and at the base of rock walls below approximately 2400 m.

Snowpack

The fresh and somewhat older wind slabs are mostly small and can only be released in isolated cases. In some cases relatively hard layers of snow are lying on old snow containing large grains. Individual weak layers exist deep in the snowpack on shady slopes. The snowpack will be subject to considerable local variations. The surface of the snowpack will freeze to form a strong crust and will soften during the day. Below approximately 2000 m only a little snow is lying on south and southwest facing slopes.

Tendency

Slight increase in avalanche danger in the regions exposed to heavier precipitation.

Danger Level 1 - Low



Tendency: Constant avalanche danger →
on Wednesday 26 02 2020



Wet snow



The snowpack will be generally well bonded. The conditions are mostly favourable.

The rather small wind slabs have bonded quite well with the old snowpack. These can only be released by large loads in most cases. The avalanche prone locations are to be found in particular on steep northwest to north to southeast facing slopes, especially in gullies and bowls, and behind abrupt changes in the terrain. In steep terrain there is a danger of falling here.

The early morning will see quite favourable conditions generally, but the avalanche danger will increase later. In particular on steep grassy slopes individual small and, in isolated cases, medium-sized natural moist avalanches are possible.

Snowpack

Danger patterns

dp 10: springtime scenario

Wind slabs are mostly small and can only be released in isolated cases. In some cases relatively hard layers of snow are lying on old snow containing large grains. Faceted weak layers exist deep in the snowpack on shady slopes. The snowpack will be subject to considerable local variations. The surface of the snowpack will only just freeze and will soften during the day. On south and southwest facing slopes a little snow is lying in all altitude zones.

Tendency

In some localities increase in avalanche danger as a consequence of fresh snow and wind.