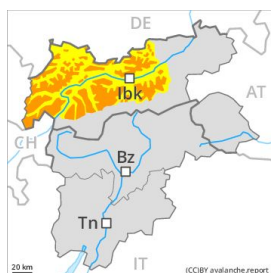


Danger Level 3 - Considerable



Tendency: Constant avalanche danger →
on Sunday 01 03 2020



Wind-drifted
snow



Treeline

Wind slabs represent the main danger.

As a consequence of the strong wind the wind slabs will increase in size additionally. The fresh and somewhat older wind slabs are in some cases thick. This applies in particular above the tree line. They can be released even by a single winter sport participant in all aspects. The avalanche prone locations are to be found in particular adjacent to ridgelines and in gullies and bowls in all aspects. At elevated altitudes the avalanche prone locations are more prevalent.

In very isolated cases various wind slab layers are lying on a weakly bonded old snowpack. In particular slopes that have been little used this winter thus far are unfavourable, especially on very steep shady slopes above approximately 2300 m at transitions from a shallow to a deep snowpack, when entering gullies and bowls for example. The avalanche situation is a little more favourable in highly frequented off-piste terrain.

Backcountry touring and other off-piste activities call for meticulous route selection.

As a consequence of warming individual small moist loose snow avalanches are possible, especially in steep rocky terrain.

Snowpack

Danger patterns

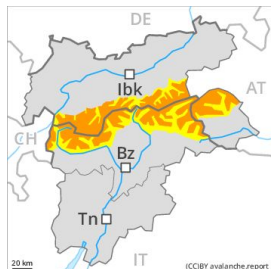
dp 6: cold, loose snow and wind

Over a wide area 20 to 40 cm of snow, and even more in some localities, fell. As a consequence of the strong wind the wind slabs will increase in size additionally. In some cases the various wind slabs have bonded still only poorly together. The snowpack will be subject to considerable local variations. Faceted weak layers exist deeper in the old snowpack in particular on little-used, rather lightly snow-covered shady slopes. This applies in particular above approximately 2300 m. The snowpack will become moist at low and intermediate altitudes.

Tendency

Hardly any decrease in avalanche danger.

Danger Level 3 - Considerable



Tendency: Constant avalanche danger →
on Sunday 01 03 2020



Wind-drifted
snow



Treeline

Backcountry touring calls for caution and restraint.

As a consequence of fresh snow and a strong to storm force wind, sometimes large wind slabs formed. They are in some cases prone to triggering. They can be released even by a single winter sport participant in all aspects. This applies in particular at their margins. In particular at the base of rock walls more medium-sized dry slab avalanches are possible. Mostly the avalanches are medium-sized. In regions with a lot of snow avalanche prone locations are more prevalent and the danger is greater. The avalanche prone locations are barely recognisable because of the poor visibility. Backcountry touring calls for caution and restraint.

Distinct weak layers in the old snowpack can be released in isolated cases. This applies in particular in areas where the snow cover is rather shallow. The avalanche situation is a little more favourable in highly frequented off-piste terrain.

Snowpack

Danger patterns

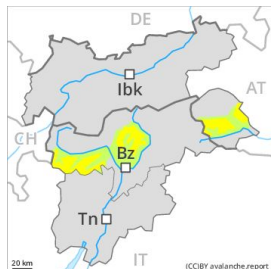
dp 6: cold, loose snow and wind

Over a wide area 15 to 30 cm of snow. fell. As a consequence of fresh snow and a strong to storm force wind, sometimes large wind slabs formed. In some cases the various wind slabs have bonded still only poorly with each other and the old snowpack. Faceted weak layers exist in the old snowpack. The old snowpack will be in some cases prone to triggering.

Tendency

Hardly any decrease in avalanche danger.

Danger Level 2 - Moderate



Tendency: Constant avalanche danger →
on Sunday 01 03 2020



Wind-drifted
snow



Treeline

Fresh wind slabs require caution.

As a consequence of fresh snow and a strong wind, wind slabs formed over a wide area. The wind slabs are in isolated cases prone to triggering. The avalanche prone locations are to be found in all aspects, especially in gullies and bowls, and behind abrupt changes in the terrain. Avalanches can be released in the old snowpack especially at transitions from a shallow to a deep snowpack. The avalanche prone locations are barely recognisable because of the poor visibility. In steep terrain there is a danger of falling on the hard snow surface.

Snowpack

Danger patterns

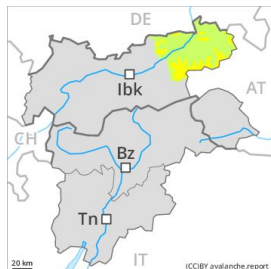
dp 6: cold, loose snow and wind

In some regions up to 5 cm of snow, and even more in some localities, fell. In some places fresh snow and wind slabs are lying on soft layers. The snowpack will be subject to considerable local variations. Individual weak layers exist deep in the snowpack on shady slopes.

Tendency

Hardly any increase in avalanche danger.

Danger Level 2 - Moderate



Tendency: Constant avalanche danger →
on Sunday 01 03 2020



Wind-drifted
snow



Wind slabs represent the main danger.

As a consequence of the sometimes strong wind the wind slabs will increase in size moderately. This applies in particular above the tree line. They can be released even by a single winter sport participant. The avalanche prone locations are to be found in particular adjacent to ridgelines and in gullies and bowls in all aspects. At elevated altitudes the avalanche prone locations are more prevalent.

As a consequence of warming individual small moist loose snow avalanches are possible, in particular in steep rocky terrain.

Snowpack

Danger patterns

dp 6: cold, loose snow and wind

Over a wide area 10 to 20 cm of snow, and even more in some localities, fell. As a consequence of the sometimes strong wind the wind slabs will increase in size moderately. In some cases the various wind slabs have bonded still only poorly together. The snowpack will be subject to considerable local variations. Faceted weak layers exist deeper in the old snowpack in particular on little-used, rather lightly snow-covered shady slopes. This applies in particular above approximately 2300 m. The snowpack will become moist at low and intermediate altitudes.

Tendency

Hardly any decrease in avalanche danger.

Danger Level 1 - Low



Tendency: Increasing avalanche danger
on Sunday 01 03 2020



Wind-drifted
snow



Treeline

The snowpack will be generally well bonded.

The sometimes strong wind has transported only a little snow. The no longer entirely fresh wind slabs have bonded quite well with the old snowpack. These can only be released by large loads in most cases. The avalanche prone locations are to be found on steep slopes of all aspects, especially in gullies and bowls, and behind abrupt changes in the terrain. These places are clearly recognisable to the trained eye. In steep terrain there is a danger of falling on the icy crust.

Snowpack

Little snow has fallen. The fresh and somewhat older wind slabs are mostly small and can only be released in isolated cases. In some cases relatively hard layers of snow are lying on old snow containing large grains. Individual weak layers exist deep in the snowpack on shady slopes. The snowpack will be subject to considerable local variations. On south and southwest facing slopes a little snow is lying in all altitude zones.

Tendency

Increase in danger as a consequence of the fresh snow.