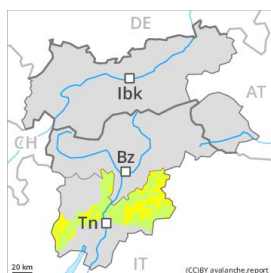


## Danger Level 2 - Moderate



**Tendency: Increasing avalanche danger**  
on Monday 02 03 2020



Wind-drifted  
snow



Treeline

In some localities increase in avalanche danger as a consequence of the fresh snow.

As a consequence of fresh snow and a strong wind, wind slabs formed in some places. Fresh wind slabs are mostly shallow but prone to triggering. The avalanche prone locations are to be found in all aspects, especially in gullies and bowls, and behind abrupt changes in the terrain. Avalanches can be released in the old snowpack especially at transitions from a shallow to a deep snowpack. The avalanche prone locations are barely recognisable because of the poor visibility. In steep terrain there is a danger of falling on the hard snow surface.

### Snowpack

#### Danger patterns

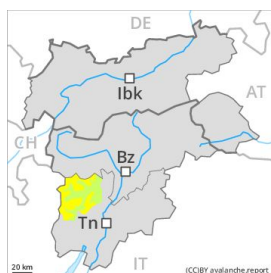
dp 6: cold, loose snow and wind

Little snow has fallen. The fresh and somewhat older wind slabs are mostly small and can only be released in isolated cases. In some cases relatively hard layers of snow are lying on old snow containing large grains. Individual weak layers exist deep in the snowpack on shady slopes. The snowpack will be subject to considerable local variations. The surface of the snowpack will freeze to form a strong crust and will soften during the day. Below approximately 2000 m only a little snow is lying on south and southwest facing slopes.

### Tendency

Increase in avalanche danger as a consequence of the fresh snow.

## Danger Level 2 - Moderate

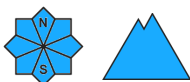


Treeline

**Tendency: Increasing avalanche danger**  
on Monday 02 03 2020



Wind-drifted  
snow



In some localities increase in avalanche danger as a consequence of the fresh snow.

As a consequence of fresh snow and a strong wind, wind slabs formed in some places. Fresh wind slabs are mostly shallow but prone to triggering. The avalanche prone locations are to be found in all aspects, especially in gullies and bowls, and behind abrupt changes in the terrain. Avalanches can be released in the old snowpack especially at transitions from a shallow to a deep snowpack. The avalanche prone locations are barely recognisable because of the poor visibility. In steep terrain there is a danger of falling on the hard snow surface.

### Snowpack

#### Danger patterns

dp 6: cold, loose snow and wind

In some localities up to 5 cm of snow. fell. Over a wide area fresh snow and wind slabs are lying on a hard crust. The snowpack will be subject to considerable local variations. Individual weak layers exist deep in the snowpack on shady slopes.

### Tendency

Increase in avalanche danger as a consequence of the fresh snow.

## Danger Level 1 - Low



**Tendency: Increasing avalanche danger**  
on Monday 02 03 2020



In some localities increase in avalanche danger as a consequence of the fresh snow.

The sometimes strong wind has transported only a little snow. The no longer entirely fresh wind slabs have bonded quite well with the old snowpack. These can only be released by large loads in most cases. The avalanche prone locations are to be found in particular on steep northwest to north to southeast facing slopes above approximately 1800 m, especially in gullies and bowls, and behind abrupt changes in the terrain. These places are clearly recognisable to the trained eye. In steep terrain there is a danger of falling on the icy crust.

### Snowpack

The somewhat older wind slabs are mostly small and can only be released in isolated cases. Over a wide area relatively hard layers of snow are lying on old snow containing large grains. Individual weak layers exist deep in the snowpack on shady slopes. The snowpack will be subject to considerable local variations. The surface of the snowpack will freeze to form a strong crust and will soften during the day. On south and southwest facing slopes a little snow is lying in all altitude zones.

### Tendency

Increase in avalanche danger as a consequence of the fresh snow.