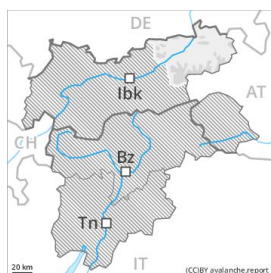




## Danger Level 2 - Moderate



**Tendency: Increasing avalanche danger**  
on Tuesday 03 03 2020



Wind-drifted  
snow



Treeline

### Fresh wind slabs require caution.

As a consequence of a strong southerly foehn wind, sometimes easily released wind slabs will form above the tree line. They can be released even by a single winter sport participant. The avalanche prone locations are to be found in particular adjacent to ridgelines and in gullies and bowls in northwest to north to northeast facing aspects. The sometimes fresh snow-covered wind slabs of the last few days can be released in isolated cases. At elevated altitudes the avalanche prone locations are more prevalent.

### Snowpack

**Danger patterns**

dp 6: cold, loose snow and wind

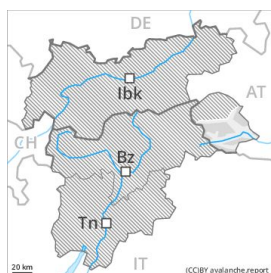
The snowpack will be subject to considerable local variations. The wind slabs of the last few days have settled a little in all aspects. The strong wind will transport the snow. As the day progresses small wind slabs will form in particular in gullies and bowls and behind abrupt changes in the terrain.

### Tendency

Slight increase in avalanche danger as a consequence of fresh snow and wind.



## Danger Level 2 - Moderate



**Tendency: Increasing avalanche danger**  
on Tuesday 03 03 2020



Wind-drifted  
snow



Treeline

### Fresh wind slabs require caution.

As a consequence of fresh snow and a strong southerly foehn wind, easily released wind slabs will form in particular in the regions exposed to the foehn wind. This applies in particular above the tree line. They can be released even by a single winter sport participant. The avalanche prone locations are to be found in particular adjacent to ridgelines and in gullies and bowls in northwest to north to northeast facing aspects. At elevated altitudes the avalanche prone locations are more prevalent. The fresh snow and wind slabs are lying on a crust at elevated altitudes. There is a danger of falling on the icy crust.

### Snowpack

**Danger patterns**

dp 6: cold, loose snow and wind

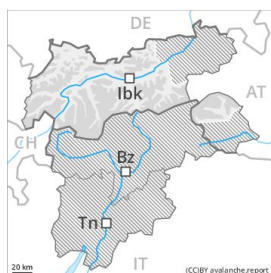
The snowpack will be subject to considerable local variations. As the day progresses brittle wind slabs will form. As a consequence of fresh snow and wind they will increase in size additionally from the middle of the day. In some regions up to 10 cm of snow will fall. The old snowpack will be generally stable.

### Tendency

Significant increase in avalanche danger as the snowfall becomes more intense.



## Danger Level 2 - Moderate



**Tendency: Increasing avalanche danger**  
on Tuesday 03 03 2020



Wind-drifted  
snow



Treeline

### Fresh wind slabs require caution.

As a consequence of fresh snow and a strong southerly foehn wind, sometimes easily released wind slabs will form as the day progresses above the tree line. They can be released even by a single winter sport participant. The avalanche prone locations are to be found in particular adjacent to ridgelines and in gullies and bowls in northwest to north to northeast facing aspects. The sometimes fresh snow-covered wind slabs of the last few days can be released in isolated cases. At elevated altitudes the avalanche prone locations are more prevalent.

Weak layers in the old snowpack can still be released in very isolated cases in particular in little used backcountry terrain, especially above approximately 2300 m at transitions from a shallow to a deep snowpack. The avalanche prone locations are very rare but are difficult to recognise.

### Snowpack

#### Danger patterns

dp 6: cold, loose snow and wind

The snowpack will be subject to considerable local variations. The wind slabs of the last few days have settled a little in all aspects. As the day progresses brittle wind slabs will form especially in the regions exposed to heavier precipitation. In particular in the Glockturm Range and in the Weißkugel Range up to 10 cm of snow will fall. The strong wind will transport the fresh snow.

Faceted weak layers exist deeper in the old snowpack in particular on little-used, rather lightly snow-covered shady slopes. This applies in particular above approximately 2300 m.

### Tendency

Increase in avalanche danger as the snowfall becomes more intense.