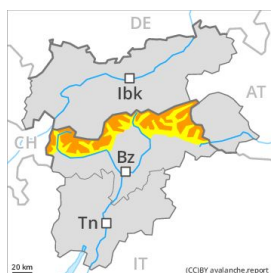


Danger Level 3 - Considerable



Tendency: Increasing avalanche danger
on Tuesday 03 03 2020



Wind-drifted
snow



Treeline

Gradual increase in avalanche danger as a consequence of the snowfall.

As a consequence of a moderate wind, further wind slabs will form. They are in some cases prone to triggering. They can be released even by a single winter sport participant in all aspects. This applies in particular at their margins. Mostly the avalanches are medium-sized. In regions with a lot of snow avalanche prone locations are more prevalent and the danger is greater. The avalanche prone locations are sometimes covered with fresh snow and are barely recognisable because of the poor visibility. Avalanches can also penetrate deep layers and reach dangerously large size.

Snowpack

Danger patterns

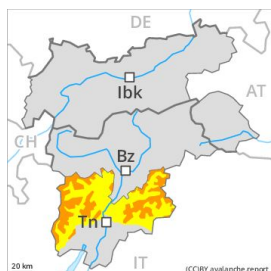
dp 6: cold, loose snow and wind

Some snow will fall over a wide area. As the day progresses the wind slabs will increase in size additionally. In some cases the various wind slabs have bonded still only poorly with each other and the old snowpack. Faceted weak layers exist in the old snowpack. The old snowpack will be in some cases prone to triggering. Distinct weak layers in the lower part of the snowpack can be released in some places.

Tendency

Rapid increase in avalanche danger as the snowfall becomes more intense.

Danger Level 3 - Considerable



Tendency: Increasing avalanche danger
on Tuesday 03 03 2020



New snow



Treeline



New snow



Significant increase in avalanche danger as a consequence of the fresh snow.

Above approximately 1200 m snow will fall until the evening in some localities. As a consequence of fresh snow and a strong wind, soft wind slabs will form in some places. They are in many cases extensive and to be assessed with care and prudence. Much of the fresh and wind-drifted snow can be released easily in all aspects above approximately 1800 m. The avalanche prone locations are to be found in all aspects, especially in gullies and bowls, and behind abrupt changes in the terrain. Avalanches can be released in the old snowpack especially at transitions from a shallow to a deep snowpack. The avalanche prone locations are barely recognisable because of the poor visibility.

Snowpack

Danger patterns

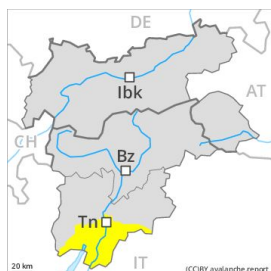
dp 6: cold, loose snow and wind

The fresh snow and wind slabs represent the main danger. Fresh snow is lying mostly on a hard crust. Fresh wind slabs are extensive and in some cases prone to triggering. The snowpack will be subject to considerable local variations.

Tendency

Increase in avalanche danger as a consequence of fresh snow and wind.

Danger Level 2 - Moderate



Tendency: Increasing avalanche danger
on Tuesday 03 03 2020



New snow



Treeline



New snow



Treeline

Significant increase in avalanche danger as a consequence of the fresh snow.

Above approximately 1200 m snow will fall until the evening in some localities. As a consequence of fresh snow and a strong wind, soft wind slabs will form in some places. They are in many cases extensive and to be assessed with care and prudence. Much of the fresh and wind-drifted snow can be released easily in all aspects above approximately 1800 m. The avalanche prone locations are to be found in all aspects, especially in gullies and bowls, and behind abrupt changes in the terrain. Avalanches can be released in the old snowpack especially at transitions from a shallow to a deep snowpack. The avalanche prone locations are barely recognisable because of the poor visibility.

Snowpack

Danger patterns

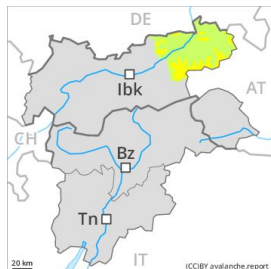
dp 6: cold, loose snow and wind

The fresh snow and wind slabs represent the main danger. Fresh snow is lying mostly on a hard crust. Fresh wind slabs are extensive and in some cases prone to triggering. The snowpack will be subject to considerable local variations.

Tendency

Increase in avalanche danger as a consequence of fresh snow and wind.

Danger Level 2 - Moderate



Tendency: Increasing avalanche danger
on Tuesday 03 03 2020



Wind-drifted
snow



Fresh wind slabs require caution.

As a consequence of a strong southerly foehn wind, sometimes easily released wind slabs will form above the tree line. They can be released even by a single winter sport participant. The avalanche prone locations are to be found in particular adjacent to ridgelines and in gullies and bowls in northwest to north to northeast facing aspects. The sometimes fresh snow-covered wind slabs of the last few days can be released in isolated cases. At elevated altitudes the avalanche prone locations are more prevalent.

Snowpack

Danger patterns

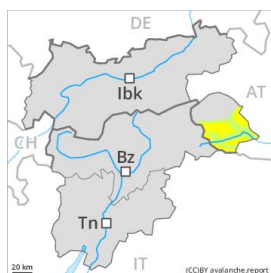
dp 6: cold, loose snow and wind

The snowpack will be subject to considerable local variations. The wind slabs of the last few days have settled a little in all aspects. The strong wind will transport the snow. As the day progresses small wind slabs will form in particular in gullies and bowls and behind abrupt changes in the terrain.

Tendency

Slight increase in avalanche danger as a consequence of fresh snow and wind.

Danger Level 2 - Moderate



Tendency: Increasing avalanche danger
on Tuesday 03 03 2020



Wind-drifted
snow



Treeline

Fresh wind slabs require caution.

As a consequence of fresh snow and a strong southerly foehn wind, easily released wind slabs will form in particular in the regions exposed to the foehn wind. This applies in particular above the tree line. They can be released even by a single winter sport participant. The avalanche prone locations are to be found in particular adjacent to ridgelines and in gullies and bowls in northwest to north to northeast facing aspects. At elevated altitudes the avalanche prone locations are more prevalent. The fresh snow and wind slabs are lying on a crust at elevated altitudes. There is a danger of falling on the icy crust.

Snowpack

Danger patterns

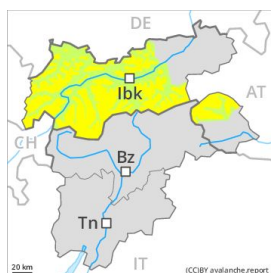
dp 6: cold, loose snow and wind

The snowpack will be subject to considerable local variations. As the day progresses brittle wind slabs will form. As a consequence of fresh snow and wind they will increase in size additionally from the middle of the day. In some regions up to 10 cm of snow will fall. The old snowpack will be generally stable.

Tendency

Significant increase in avalanche danger as the snowfall becomes more intense.

Danger Level 2 - Moderate



Tendency: Increasing avalanche danger
on Tuesday 03 03 2020



Wind-drifted
snow



Treeline

Fresh wind slabs require caution.

As a consequence of fresh snow and a strong southerly foehn wind, sometimes easily released wind slabs will form as the day progresses above the tree line. They can be released even by a single winter sport participant. The avalanche prone locations are to be found in particular adjacent to ridgelines and in gullies and bowls in northwest to north to northeast facing aspects. The sometimes fresh snow-covered wind slabs of the last few days can be released in isolated cases. At elevated altitudes the avalanche prone locations are more prevalent.

Weak layers in the old snowpack can still be released in very isolated cases in particular in little used backcountry terrain, especially above approximately 2300 m at transitions from a shallow to a deep snowpack. The avalanche prone locations are very rare but are difficult to recognise.

Snowpack

Danger patterns

dp 6: cold, loose snow and wind

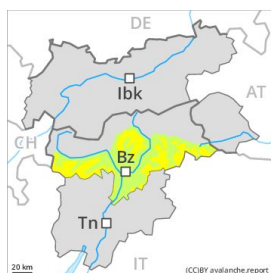
The snowpack will be subject to considerable local variations. The wind slabs of the last few days have settled a little in all aspects. As the day progresses brittle wind slabs will form especially in the regions exposed to heavier precipitation. In particular in the Glockturm Range and in the Weißkugel Range up to 10 cm of snow will fall. The strong wind will transport the fresh snow.

Faceted weak layers exist deeper in the old snowpack in particular on little-used, rather lightly snow-covered shady slopes. This applies in particular above approximately 2300 m.

Tendency

Increase in avalanche danger as the snowfall becomes more intense.

Danger Level 2 - Moderate



Tendency: Increasing avalanche danger
on Tuesday 03 03 2020



Wind-drifted
snow



Treeline

Gradual increase in danger as a consequence of fresh snow and strong wind.

As a consequence of fresh snow and a strong wind, further wind slabs will form over a wide area. The wind slabs are in isolated cases prone to triggering. The avalanche prone locations are to be found in particular on northwest to north to east facing wind-loaded slopes, especially in gullies and bowls, and behind abrupt changes in the terrain. The avalanche prone locations are sometimes covered with fresh snow and are barely recognisable because of the poor visibility. Avalanches can be released in the weakly bonded old snow also.

Snowpack

Danger patterns

dp 6: cold, loose snow and wind

Some snow will fall over a wide area. In some places fresh snow and wind slabs are lying on soft layers. The snowpack will be subject to considerable local variations. Individual weak layers exist deep in the snowpack on shady slopes.

Tendency

Rapid increase in avalanche danger as the snowfall becomes more intense.