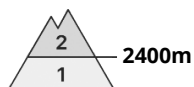
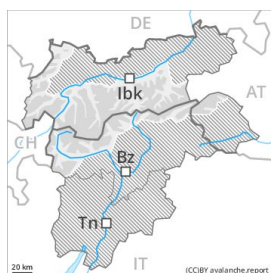




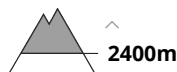
Danger Level 2 - Moderate



Tendency: Increasing avalanche danger
on Tuesday 10 03 2020



Wind-drifted
snow



Fresh wind slabs require caution, especially above approximately 2400 m adjacent to ridgelines.

As a consequence of fresh snow and a sometimes strong wind from northerly directions, mostly small wind slabs will form as the day progresses. Caution is to be exercised in particular on very steep slopes above approximately 2400 m adjacent to ridgelines. These avalanche prone locations are rather rare and are clearly recognisable to the trained eye. In the regions exposed to heavier precipitation the avalanche prone locations are more prevalent and larger. Older wind slabs are now only very rarely prone to triggering.

Snowpack

Danger patterns

dp 6: cold, loose snow and wind

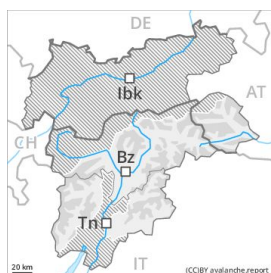
5 to 10 cm of snow, and up to 20 cm in some localities, will fall. The sometimes strong wind will transport the fresh snow. In some places fresh snow and wind slabs are lying on soft layers, especially on shady slopes above approximately 2400 m. The older wind slabs have bonded well with the old snowpack. The old snowpack will be generally stable. At low altitude hardly any snow is lying.

Tendency

The danger of moist avalanches will increase during the day.



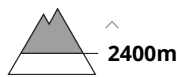
Danger Level 2 - Moderate



Tendency: Constant avalanche danger →
on Tuesday 10 03 2020



Wind-drifted
snow



Fresh wind slabs require caution, especially above approximately 2400 m adjacent to ridgelines.

As a consequence of fresh snow and a sometimes strong wind from northerly directions, mostly small wind slabs will form as the day progresses. Caution is to be exercised in particular on very steep slopes above approximately 2400 m adjacent to ridgelines. These avalanche prone locations are rather rare and are clearly recognisable to the trained eye. In the regions exposed to heavier precipitation the avalanche prone locations are more prevalent and larger. Older wind slabs are now only very rarely prone to triggering.

Snowpack

Danger patterns

dp 6: cold, loose snow and wind

0 to 10 cm of snow. will fall. The sometimes strong wind will transport the fresh snow. In some places fresh snow and wind slabs are lying on soft layers, especially on shady slopes above approximately 2400 m. The older wind slabs have bonded well with the old snowpack. In very isolated cases weak layers exist in the old snowpack on shady slopes, in particular in areas where the snow cover is rather shallow. At low altitude hardly any snow is lying.

Tendency

The avalanche danger will persist.