

Danger Level 2 - Moderate



Tendency: Constant avalanche danger →

on Wednesday 15 04 2020



New snow



Wet snow



Temporary increase in avalanche danger as a consequence of the fresh snow.

The Avalanche Warning Service currently has only a small amount of information that has been collected in the field.

The avalanche prone locations for dry avalanches are to be found in particular on steep slopes and adjacent to ridgelines in all aspects above approximately 2000 m. The avalanches can release the wet old snow as well and reach medium size in isolated cases.

In addition a low (level 1) danger of wet avalanches during the day exists. This applies in particular on steep sunny slopes below approximately 2400 m. As the temperature drops the natural avalanche activity will slowly decrease.

Snowpack

Danger patterns

dp 6: cold, loose snow and wind

dp 10: springtime scenario

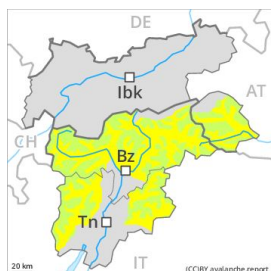
Over a wide area 5 to 10 cm of snow, and even more in some localities, fell above approximately 1000 m. As a consequence of the fresh snow the avalanche prone locations will become more prevalent on Tuesday. The old snowpack remains wet all the way through at intermediate altitudes. At low altitude no snow is lying.

Individual weak layers exist deep in the old snowpack on shady slopes, especially above approximately 2400 m in areas where the snow cover is rather shallow.

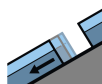
Tendency

Temporary decrease in danger of gliding avalanches and wet snow slides as the temperature drops. High Alpine regions: Slight increase in danger of dry avalanches as a consequence of the fresh snow.

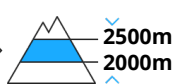
Danger Level 2 - Moderate



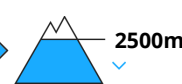
Tendency: Increasing avalanche danger
 on Wednesday 15 04 2020



Gliding snow



Wet snow



The danger of gliding avalanches and moist snow slides will increase a little during the day.

The Avalanche Warning Service currently has only a small amount of information that has been collected in the field.

The surface of the snowpack will freeze to form a strong crust and will soften during the day. Wet and gliding avalanches are the main danger. The avalanche prone locations are to be found in particular on steep northeast to south to northwest facing slopes below approximately 2500 m. The avalanches can release the wet old snow as well and reach large size in isolated cases.

In addition a low (level 1) danger of dry slab avalanches exists. This applies in particular on extremely steep shady slopes above approximately 2500 m. The avalanches are rather small and can only be released by large loads.

Snowpack

Danger patterns

dp 2: gliding snow

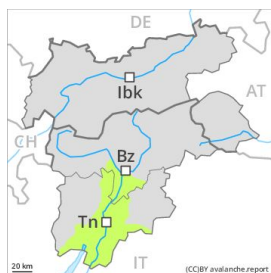
dp 10: springtime scenario

Outgoing longwave radiation during the night will be quite good. As a consequence of a sometimes strong northwesterly wind, mostly small wind slabs will form as the day progresses. Individual weak layers exist deep in the old snowpack on shady slopes, especially above approximately 2400 m in areas where the snow cover is rather shallow. At low altitude no snow is lying.

Tendency

Slight increase in danger of gliding avalanches and wet snow slides as a consequence of warming.

Danger Level 1 - Low



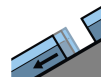
Tendency: Increasing avalanche danger
on Wednesday 15 04 2020



Wet snow



2000m



Gliding snow



Treeline

At low and intermediate altitudes hardly any snow is lying. The danger of gliding avalanches and moist snow slides will increase a little during the day.

The Avalanche Warning Service currently has only a small amount of information that has been collected in the field.

The surface of the snowpack will freeze to form a strong crust and will soften later than the day before.

Slight increase in avalanche danger as a consequence of solar radiation. Gliding avalanches and wet snow slides are the main danger. The avalanche prone locations are to be found in particular adjacent to ridgelines and in gullies and bowls above approximately 2000 m.

Snowpack

Danger patterns

dp 10: springtime scenario

Outgoing longwave radiation during the night will be good. The surface of the snowpack will freeze to form a strong crust and will soften later than the day before. Isolated avalanche prone weak layers exist in the old snowpack especially on very steep shady slopes. Below approximately 1700 m hardly any snow is lying.

Tendency

Slight increase in danger of wet and gliding avalanches as a consequence of warming.