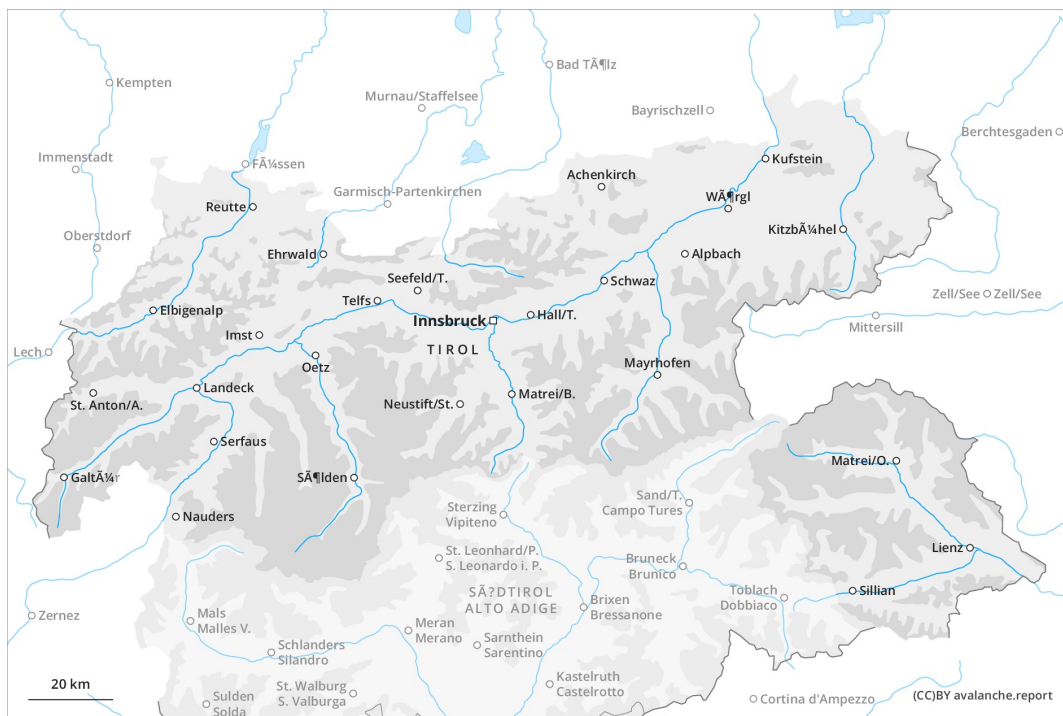
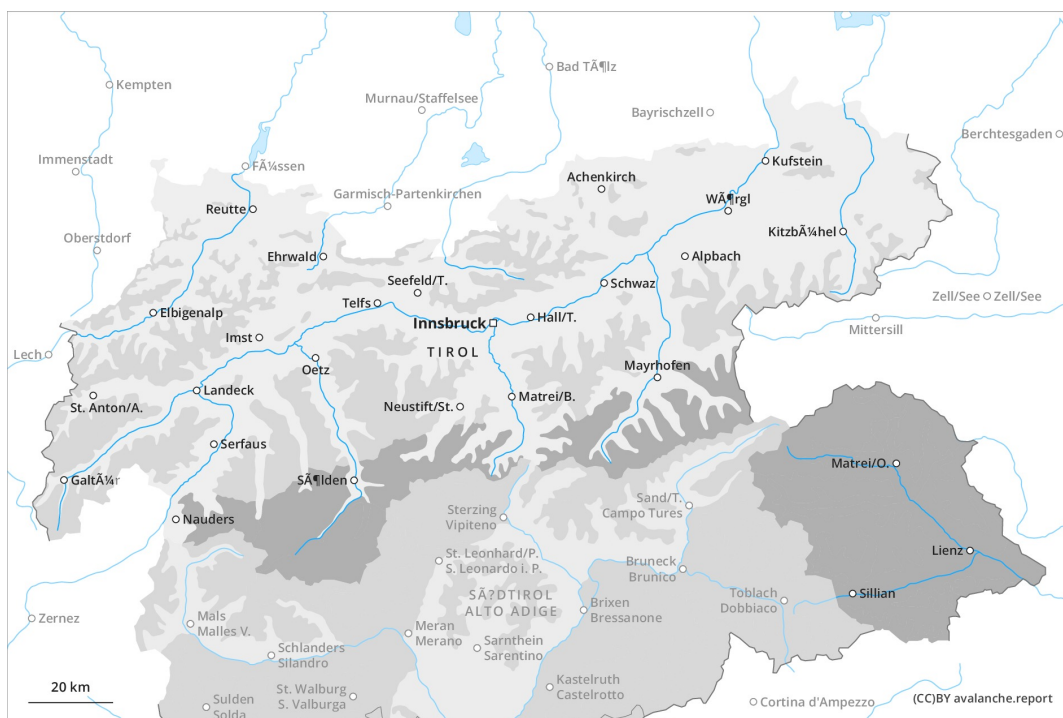




# AM



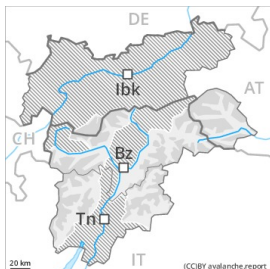
# PM





## Danger Level 3 - Considerable

**AM:**



**Tendency: Increasing avalanche danger**  
 on Saturday 05 12 2020

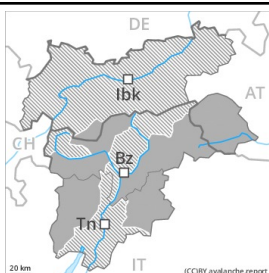


Wind-drifted  
 snow



Treeline

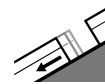
**PM:**



**Tendency: Increasing avalanche danger**  
 on Saturday 05 12 2020



New snow



Gliding snow



2500m

Significant increase in avalanche danger as a consequence of new snow and strong wind. With immediate effect, the avalanche bulletin will appear daily at 5 pm.

Early and late morning: Fresh wind slabs represent the main danger. The fresh wind slabs can be released even by a single winter sport participant in particular on steep shady slopes above the tree line. Such avalanche prone locations are clearly recognisable to the trained eye. The avalanches are rather small.

Afternoon: As the snowfall becomes more intense the prevalence of the avalanche prone locations will increase as the day progresses. In all aspects the previously small wind slabs will increase in size appreciably.

Evening and night: An increasing number of medium-sized gliding avalanches are to be expected, in the regions exposed to a lot of new snow especially on steep grassy slopes. In addition an appreciable danger of dry slab avalanches exists. This applies in particular on steep shady slopes above the tree line. Mostly these are medium-sized.

## Snowpack

**Danger patterns**

dp.6: cold, loose snow and wind

dp.2: gliding snow

Over a wide area 25 to 50 cm of snow, and even more in some localities, will fall. From early morning the wind will be strong to storm force. In the course of the day the wind slabs will increase in size appreciably. In many cases new snow and wind slabs are lying on soft layers. The old snowpack is weak in some cases and its surface consists of loosely bonded snow lying on a melt-freeze crust that is barely capable of bearing a load, especially on steep shady slopes above the tree line. The meteorological conditions will bring about a substantial weakening of the snowpack during the first half of the night in particular on steep shady slopes.

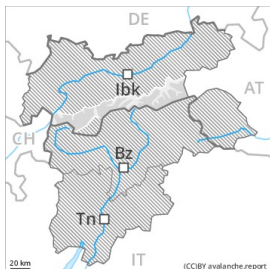


## Tendency

Sharp increase in avalanche danger as a consequence of new snow and stormy weather. A critical avalanche situation will prevail. As the snowfall becomes more intense large and, in isolated cases, very large natural avalanches are to be expected.

## Danger Level 3 - Considerable

**AM:**



**Tendency: Increasing avalanche danger**  
 on Saturday 05 12 2020



**PM:**



**Tendency: Increasing avalanche danger**  
 on Saturday 05 12 2020



Increase in avalanche danger as a consequence of new snow and strong wind. With immediate effect, the avalanche bulletin will appear daily at 5 pm.

Fresh wind slabs represent the main danger. The fresh wind slabs can be released even by a single winter sport participant in particular on steep shady slopes above the tree line. Such avalanche prone locations are clearly recognisable to the trained eye. The avalanches are rather small.

As the snowfall becomes more intense the prevalence of the avalanche prone locations will increase as the day progresses. In all aspects the previously small wind slabs will increase in size appreciably.

Evening: With the onset of the intense snowfall, the natural avalanche activity will gradually increase [Empty]. This applies in particular on steep shady slopes above the tree line. Mostly the avalanches are rather small.

## Snowpack

**Danger patterns**

dp.6: cold, loose snow and wind

Over a wide area 10 to 20 cm of snow, and even more in some localities, will fall. From early morning the wind will be strong to storm force. In the course of the day the wind slabs will increase in size appreciably. In many cases new snow and wind slabs are lying on soft layers. The old snowpack is weak in some cases and its surface consists of loosely bonded snow lying on a melt-freeze crust that is barely capable of bearing a load, especially on steep shady slopes above the tree line.

## Tendency

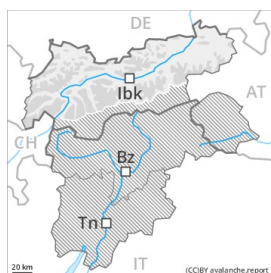
Sharp increase in avalanche danger as a consequence of new snow and stormy weather. A critical



avalanche situation will prevail. As the snowfall becomes more intense large and, in isolated cases, very large natural avalanches are to be expected.



## Danger Level 2 - Moderate



**Tendency: Increasing avalanche danger**  
on Saturday 05 12 2020



Wind-drifted  
snow



Treeline

Fresh wind slabs represent the main danger. With immediate effect, the avalanche bulletin will appear daily at 5 pm.

The fresh wind slabs can be released by a single winter sport participant in some cases in particular on steep shady slopes above the tree line. Such avalanche prone locations are clearly recognisable to the trained eye. The avalanches are rather small. The number and size of avalanche prone locations will increase as the day progresses.

### Snowpack

**Danger patterns**

dp.6: cold, loose snow and wind

Over a wide area 5 to 15 cm of snow will fall. From early morning the wind will be strong to storm force. In the course of the day the previously small wind slabs will increase in size.

The old snowpack is weak in some cases and its surface consists of loosely bonded snow lying on a melt-freeze crust that is barely capable of bearing a load, especially on steep shady slopes above the tree line. Below the tree line from a snow sport perspective, insufficient snow is lying.

### Tendency

Increase in avalanche danger as a consequence of new snow and strong wind.