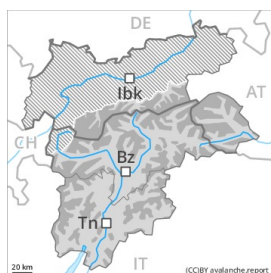




Danger Level 3 - Considerable



Tendency: Constant avalanche danger →
on Tuesday 29 12 2020



Wind-drifted
snow



Treeline



New snow



New snow and wind slabs require caution.

Significant increase in danger of dry avalanches as a consequence of new snow and strong wind. The fresh and somewhat older wind slabs can be released easily or naturally in all aspects. Caution is to be exercised in particular adjacent to ridgelines and in gullies and bowls. In some cases the avalanches are large. The prevalence of avalanche prone locations and likelihood of triggering will increase with altitude. Extensive experience in the assessment of avalanche danger is required.

Snowpack

Danger patterns

dp.6: cold, loose snow and wind

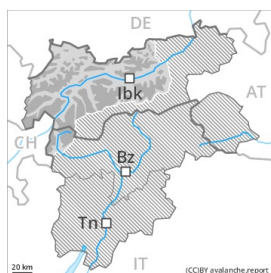
Over a wide area 15 to 30 cm of snow, and even more in some localities, will fall on Monday. As a consequence of a strong wind from southerly directions, avalanche prone wind slabs will form in all aspects. In many cases wind slabs are lying on soft layers, this also applies below the tree line. In its middle, the snowpack is well consolidated. Towards its base, the snowpack is faceted, especially on shady slopes above the tree line, as well as in all aspects in high Alpine regions.

Tendency

The avalanche danger will persist.



Danger Level 3 - Considerable



Tendency: Constant avalanche danger →
 on Tuesday 29 12 2020



Wind-drifted
 snow



Treeline



New snow



Wind slabs are to be evaluated critically.

Increase in avalanche danger as a consequence of new snow and strong wind. The fresh and somewhat older wind slabs can be released easily. or in isolated cases naturally, in all aspects, caution is to be exercised in particular adjacent to ridgelines and in gullies and bowls. Mostly the avalanches are medium-sized. The number and size of avalanche prone locations will increase with altitude.

Weak layers in the lower part of the snowpack can still be released in isolated cases by individual winter sport participants. Caution is to be exercised in particular on steep shady slopes above approximately 2200 m, especially in areas where the snow cover is rather shallow, as well as at transitions from a shallow to a deep snowpack, when entering gullies and bowls for example.

Snowpack

Danger patterns

dp.6: cold, loose snow and wind

dp.1: deep persistent weak layer

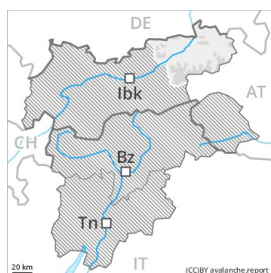
5 to 15 cm of snow, and even more in some localities, will fall on Monday. The strong wind will transport the fresh and old snow. In many cases wind slabs are lying on soft layers, also below the tree line. Steep shady slopes: The old snowpack will be prone to triggering in some places. Towards its base, the snowpack is faceted and weak. Whumpfung sounds and the formation of shooting cracks when stepping on the snowpack are a clear indication of a weakly bonded snowpack.

Tendency

The avalanche danger will persist.



Danger Level 2 - Moderate



Tendency: Constant avalanche danger →
on Tuesday 29 12 2020



Wind-drifted
snow



Treeline

Wind slabs are to be evaluated with care and prudence.

The fresh and somewhat older wind slabs are in some cases prone to triggering above the tree line, especially adjacent to ridgelines and in gullies and bowls. Mostly avalanches are only small but can be released also by a single winter sport participant. The prevalence of avalanche prone locations and likelihood of triggering will increase with altitude.

Snowpack

Danger patterns

dp.6: cold, loose snow and wind

As a consequence of new snow and a strong wind from variable directions, mostly small wind slabs will form above the tree line. In some places wind slabs are lying on soft layers, especially adjacent to ridgelines and in gullies and bowls.

Tendency

The avalanche danger will persist.