

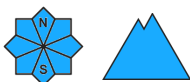
Danger Level 3 - Considerable



Tendency: Constant avalanche danger →
on Sunday 03 01 2021



Wind-drifted
snow



A precarious avalanche situation will prevail. Fresh and older wind slabs are to be critically assessed.

As a consequence of new snow and a strong wind from southeasterly directions, avalanche prone wind slabs will form in all aspects, caution is to be exercised on steep slopes also below the tree line, in the regions exposed to a lot of wind in particular. The fresh and somewhat older wind slabs can be released easily in all aspects. As a consequence of new snow and strong wind the avalanche prone locations will become more prevalent as the day progresses. Older wind slabs are covered with new snow and therefore difficult to recognise.

In addition the danger of natural avalanches will increase as the day progresses. Mostly the avalanches are medium-sized.

Whumpfung sounds and the formation of shooting cracks when stepping on the snowpack and natural avalanches serve as an alarm indicating the danger. Extensive experience in the assessment of avalanche danger and great restraint are required.

In regions exposed to heavier precipitation the avalanche prone locations are more prevalent and the danger is slightly greater.

Snowpack

Danger patterns

dp.6: cold, loose snow and wind

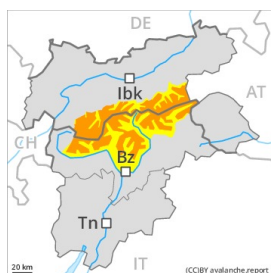
dp.8: surface hoar blanketed with snow

20 to 40 cm of snow, and even more in some localities, will fall until Sunday. The southeasterly wind will transport the fresh and old snow. The new snow and wind slabs will be deposited on the unfavourable surface of an old snowpack in all aspects. The upper section of the snowpack is fairly homogeneous and its surface consists of surface hoar. Towards its base, the snowpack is well consolidated. Stability tests and field observations confirm this situation.

Tendency

A precarious avalanche situation will be encountered over a wide area.

Danger Level 3 - Considerable



Tendency: Constant avalanche danger →
 on Sunday 03 01 2021



Wind-drifted
 snow



Treeline



Wind-drifted
 snow



Treeline

The current avalanche situation calls for extensive experience and restraint.

On wind-loaded slopes a treacherous avalanche situation will be encountered over a wide area. The fresh and somewhat older wind slabs can be released easily in all aspects. Caution is to be exercised in particular adjacent to ridgelines and in gullies and bowls. Mostly the avalanches are only shallow. The avalanche prone locations are prevalent and are difficult to recognise. In all aspects the avalanche prone locations will become more prevalent as the day progresses.

Snowpack

Danger patterns

dp.6: cold, loose snow and wind

dp.8: surface hoar blanketed with snow

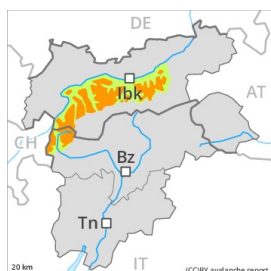
10 to 20 cm of snow, and even more in some localities, will fall until Sunday. As a consequence of new snow and a strong wind from southeasterly directions, avalanche prone wind slabs will form in all aspects. The new snow will be deposited on the unfavourable surface of an old snowpack. In some cases new snow and wind slabs are lying on surface hoar. Towards its base, the snowpack is well consolidated. Stability tests and field observations confirm this situation.

Tendency

Fresh wind slabs are to be evaluated with care and prudence. Whumpfung sounds and the formation of shooting cracks when stepping on the snowpack and fresh avalanches serve as an alarm indicating the danger.



Danger Level 3 - Considerable



Tendency: Constant avalanche danger
 on Sunday 03 01 2021 →



Wind-drifted snow



Treeline



Persistent weak layer



2200m

Wind slabs are to be evaluated critically.

The fresh and somewhat older wind slabs can be released by a single winter sport participant especially on steep shady slopes above the tree line, caution is to be exercised in particular adjacent to ridgelines and in gullies and bowls. Mostly the avalanches are medium-sized. The number and size of avalanche prone locations will increase with altitude.

Weak layers in the lower part of the snowpack can be released in some places by individual winter sport participants. Caution is to be exercised in particular on steep shady slopes above approximately 2200 m, especially in areas where the snow cover is rather shallow, as well as at transitions from a shallow to a deep snowpack, when entering gullies and bowls for example.

Snowpack

Danger patterns

dp.6: cold, loose snow and wind

dp.1: deep persistent weak layer

Some snow will fall in some localities, in particular in the south. Towards its surface, the snowpack is hard. In some places relatively hard layers of snow are lying on soft layers. The wind slabs are lying on surface hoar in some places at intermediate and high altitudes. Snow profiles confirm this situation.

Steep shady slopes: The old snowpack will be prone to triggering in some places. Towards its base, the snowpack consists of faceted crystals.

Tendency

Fresh and older wind slabs require caution.