



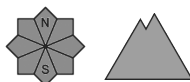
Danger Level 3 - Considerable



Tendency: Constant avalanche danger →
on Thursday 07 01 2021



Persistent
weak layer



It is inadvisable to engage in backcountry touring and snowshoe hiking in steep terrain.

The new snow and wind slabs are very prone to triggering. Medium-sized and, in isolated cases, large dry slab avalanches are possible in all aspects. Even single backcountry tourers can release avalanches in many places, caution is to be exercised on steep slopes also below the tree line.

Older wind slabs are covered with new snow and therefore difficult to recognise. The avalanche prone locations are widespread. Whumpfung sounds and the formation of shooting cracks when stepping on the snowpack are a clear indication of a weakly bonded snowpack. Extensive experience in the assessment of avalanche danger and great restraint are required.

In particular on steep grassy slopes small and medium-sized gliding avalanches are possible.

Snowpack

Danger patterns

dp.8: surface hoar blanketed with snow

Distinct weak layers exist in the snowpack in all aspects. The new snow-covered wind slabs are lying on unfavourable layers. As a consequence of low temperatures the snowpack can not consolidate. Some snow will fall in the next few hours. The new snow will be deposited on soft layers in all aspects. Towards its base, the snowpack is well consolidated.

Tendency

A very precarious avalanche situation will prevail. The weather conditions will prevent a rapid change towards better conditions.



Danger Level 3 - Considerable



Tendency: Constant avalanche danger →
on Thursday 07 01 2021



Wind-drifted
snow



Treeline



Persistent
weak layer



The fresh snow and the wind slabs can be released very easily above the tree line.

As a consequence of new snow and a strong wind, precarious wind slabs formed in the last few days in all aspects. They can be released very easily above the tree line. Even single backcountry tourers can release avalanches as before, including medium-sized ones. Caution is to be exercised in particular adjacent to ridgelines and in gullies and bowls. The prevalence of avalanche prone locations and likelihood of triggering will increase with altitude. Whumpfung sounds and the formation of shooting cracks when stepping on the snowpack are a clear indication of a weakly bonded snowpack. Caution is to be exercised in the regions exposed to heavier precipitation also below the tree line on cut and grassy slopes. The current avalanche situation calls for extensive experience in the assessment of avalanche danger and careful route selection.

Snowpack

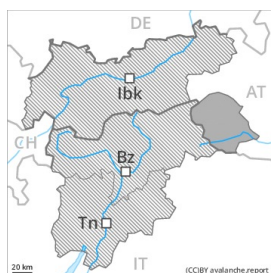
The sometimes strong wind has transported the new snow significantly. The new snow and wind slabs are bonding only slowly with the old snowpack in all aspects. Faceted weak layers exist in the centre of the snowpack in particular on shady slopes. Towards its base, the snowpack is well consolidated. In some localities 5 to 10 cm of snow will fall in the early morning in all altitude zones. The fresh and older wind slabs will be covered with new snow in some cases and therefore difficult to recognise. As a consequence of low temperatures the snowpack can not consolidate during the next few days.

Tendency

A critical avalanche situation will persist in some cases. The weather conditions will prevent a rapid strengthening of the near-surface layers.



Danger Level 3 - Considerable




Tendency: Constant avalanche danger →
on Thursday 07 01 2021



Wind-drifted snow



Treeline



Persistent weak layer



500m

A sometimes treacherous avalanche situation will prevail. Wind slabs and weakly bonded old snow require caution.

Older wind slabs can be released by a single winter sport participant in particular on west to north to east facing aspects above the tree line.

Dry avalanches can additionally be released in near-surface layers by small loads, caution is to be exercised on steep slopes also below the tree line. Whumpung sounds and the formation of shooting cracks when stepping on the snowpack can indicate the danger. Meticulous route selection is important.

In the south the avalanche prone locations are more prevalent.

Snowpack

Danger patterns

dp.6: cold, loose snow and wind

dp.8: surface hoar blanketed with snow

Some snow will fall. The new snow and wind slabs are lying on soft layers in all aspects and in all altitude zones. The new snow-covered wind slabs are lying on surface hoar in some places. As a consequence of low temperatures the snowpack can not consolidate.

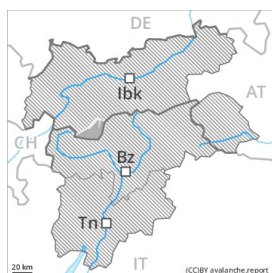
Towards its base, the snowpack is well consolidated.

Tendency

A sometimes treacherous avalanche situation will prevail.



Danger Level 3 - Considerable




Tendency: Constant avalanche danger →
on Thursday 07 01 2021



Wind-drifted snow



Treeline



Persistent weak layer



2600m
2200m

The current avalanche situation calls for experience and restraint.

On wind-loaded slopes a sometimes unfavourable avalanche situation will prevail. The fresh and somewhat older wind slabs can be released by a single winter sport participant in some cases in all aspects. Caution is to be exercised in particular adjacent to ridgelines and in gullies and bowls above the tree line. Mostly the avalanches are medium-sized. The number and size of avalanche prone locations will increase with altitude.

Snowpack

Danger patterns

dp.6: cold, loose snow and wind

dp.8: surface hoar blanketed with snow

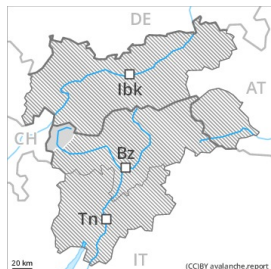
Some snow will fall. Isolated avalanche prone weak layers exist in the top section of the snowpack at high altitudes and in high Alpine regions. The wind slabs are lying on soft layers. They are lying on surface hoar in some places. Towards its base, the snowpack is well consolidated.

Tendency

Fresh and older wind slabs are to be assessed with care and prudence.



Danger Level 2 - Moderate



Tendency: Constant avalanche danger →

on Thursday 07 01 2021



Persistent
weak layer



Wind-drifted
snow



^
Treeline

Wind slabs and weakly bonded old snow are to be critically assessed.

Weak layers in the lower part of the snowpack can be released in some places by individual winter sport participants, especially in areas where the snow cover is rather shallow, as well as at transitions from a shallow to a deep snowpack, when entering gullies and bowls for example. In addition the sometimes avalanche prone wind slabs should be taken into account. They can be released by a single winter sport participant especially on steep shady slopes at high altitudes and in high Alpine regions, caution is to be exercised in particular adjacent to ridgelines and in gullies and bowls. In some cases the avalanches are medium-sized.

Snowpack

Danger patterns

dp.1: deep persistent weak layer

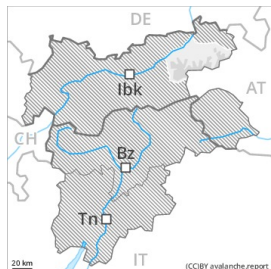
The various wind slabs are lying on surface hoar in some places. The wind slabs have bonded poorly with each other and the old snowpack. In some places relatively hard layers of snow are lying on soft layers. Steep shady slopes: The old snowpack will be prone to triggering in some places. Towards its base, the snowpack consists of faceted crystals.

Tendency

The avalanche danger will persist.



Danger Level 2 - Moderate



Tendency: Constant avalanche danger →

on Thursday 07 01 2021



Wind-drifted
snow



Treeline

Wind slabs require caution.

Wind slabs are in some cases prone to triggering above the tree line, especially on very steep shady slopes adjacent to ridgelines. Mostly avalanches are only small but can be released also by a single winter sport participant. The prevalence of avalanche prone locations and likelihood of triggering will increase with altitude.

Snowpack

Danger patterns

dp.6: cold, loose snow and wind

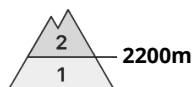
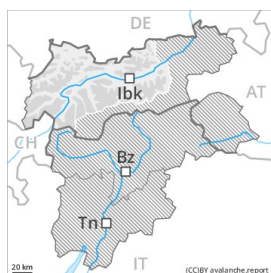
Some snow will fall. In some places wind slabs are lying on soft layers, especially on shady slopes at high altitude. Only a small amount of snow is lying for the time of year.

Tendency

The avalanche danger will persist.



Danger Level 2 - Moderate

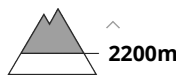


Tendency: Constant avalanche danger →

on Thursday 07 01 2021



Persistent
weak layer



Wind-drifted
snow



Wind slabs and weakly bonded old snow require caution.

Weak layers in the lower part of the snowpack can be released especially by large additional loads. This applies in particular on very steep shady slopes above approximately 2200 m, as well as at transitions from a shallow to a deep snowpack, when entering gullies and bowls for example. In some cases the avalanches are medium-sized.

In addition the fresh wind slabs should be taken into account. They can be released by a single winter sport participant especially on steep shady slopes at high altitudes and in high Alpine regions, caution is to be exercised in particular adjacent to ridgelines and in gullies and bowls. The avalanches are rather small.

Snowpack

Danger patterns

dp.1: deep persistent weak layer

dp.6: cold, loose snow and wind

Some snow will fall. In some places various wind slab layers are lying on soft layers. They are lying on surface hoar in some places.

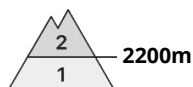
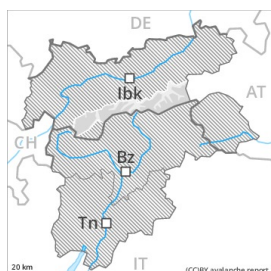
Steep shady slopes high altitudes and the high Alpine regions: Towards its base, the snowpack consists of faceted crystals. The old snowpack will be prone to triggering in some places.

Tendency

The avalanche danger will persist.



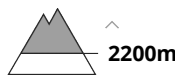
Danger Level 2 - Moderate



Tendency: Constant avalanche danger →
on Thursday 07 01 2021



Wind-drifted snow



Persistent weak layer



The current avalanche situation calls for experience in the assessment of avalanche danger.

The fresh and somewhat older wind slabs can be released, especially by large additional loads,. Caution is to be exercised in particular adjacent to ridgelines and in gullies and bowls above approximately 2200 m. Mostly the avalanches are medium-sized. The number and size of avalanche prone locations will increase with altitude.

Weakly bonded old snow requires caution. Weak layers in the upper part of the snowpack can still be released in some place by winter sport participants in particular on steep sunny slopes. This applies in particular between approximately 2300 and 2600 m.

Snowpack

Danger patterns

dp.6: cold, loose snow and wind

dp.4: cold following warm / warm following cold

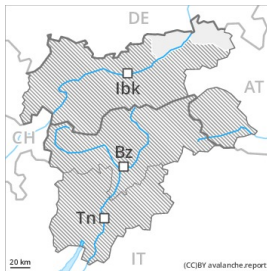
Some snow will fall. Isolated avalanche prone weak layers exist in the top section of the snowpack at high altitudes and in high Alpine regions. The wind slabs are lying on soft layers. They are lying on surface hoar in some places. Towards its base, the snowpack is well consolidated.

Tendency

Fresh and older wind slabs are to be assessed with care and prudence.



Danger Level 1 - Low



Tendency: Constant avalanche danger →
on Thursday 07 01 2021

Low, level 1.

Wind slabs require caution. This applies on very steep shady slopes, and adjacent to ridgelines above approximately 2000 m. The avalanche prone locations are rare and are easy to recognise.

Snowpack

Danger patterns

dp.6: cold, loose snow and wind

Some snow will fall. The older wind slabs are lying on soft layers, especially on shady slopes at elevated altitudes. From a snow sport perspective, in most cases insufficient snow is lying.

Tendency

Low, level 1.