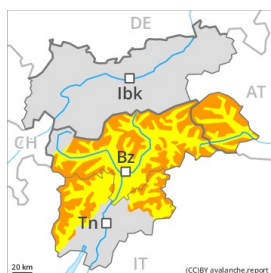


## Danger Level 3 - Considerable



**Tendency: Constant avalanche danger** →  
 on Tuesday 12 01 2021



Weak layers in the upper part of the snowpack necessitate caution. Fresh wind slabs require caution.

The near-surface layers of the snowpack necessitate caution and restraint. Dry avalanches can be triggered in the weakly bonded old snow and reach quite a large size. Remotely triggered avalanches are possible. Avalanche prone locations for dry avalanches are to be found on steep shady slopes, also below the tree line. The avalanche prone locations are difficult to recognise. Especially places where surface hoar has been covered with snow are treacherous. Whumpfung sounds and the formation of shooting cracks when stepping on the snowpack serve as an alarm indicating the danger. Meticulous route selection is important. The fresh wind slabs are easy to recognise but prone to triggering. These avalanche prone locations are to be found in particular above the tree line, caution is to be exercised adjacent to ridgelines and in gullies and bowls.

In addition a latent danger of gliding avalanches exists.

### Snowpack

**Danger patterns**

dp.8: surface hoar blanketed with snow

dp.6: cold, loose snow and wind

Precarious weak layers exist in the top section of the snowpack. The somewhat older wind slabs are lying on surface hoar in some places.

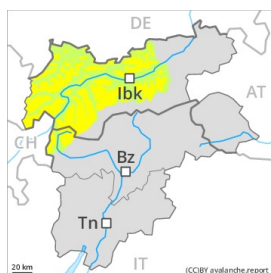
The moderate wind will transport the loosely bonded old snow. The fresh wind slabs will be deposited on soft layers. As a consequence of low temperatures the snowpack can not consolidate.

Towards its base, the snowpack is well consolidated.

### Tendency

A precarious avalanche situation will persist. As a consequence of low temperatures and the northwesterly wind, the snowpack can not consolidate.

## Danger Level 2 - Moderate



**Tendency: Constant avalanche danger** →  
 on Tuesday 12 01 2021



Wind-drifted  
 snow



Treeline



Persistent  
 weak layer



2300m

Fresh wind slabs require caution. Individual weak layers exist in the old snowpack.

As a consequence of the moderate to strong northeasterly wind, fresh snow drift accumulations will form on Monday. These are mostly rather small but can be released easily. Avalanches can in some places be released, even by a single winter sport participant and reach medium size. Caution is to be exercised in particular adjacent to ridgelines and in gullies and bowls above the tree line.

In isolated cases avalanches can be triggered in the faceted old snow and reach medium size in some cases. This applies in particular on very steep shady slopes above approximately 2300 m, as well as at transitions from a shallow to a deep snowpack.

### Snowpack

**Danger patterns**

dp.6: cold, loose snow and wind

dp.1: deep persistent weak layer

The old snowpack is faceted; its surface consists of loosely bonded snow. The moderate wind will transport the loosely bonded old snow. The brittle wind slabs will be deposited on the unfavourable surface of an old snowpack. As a consequence of low temperatures the snowpack can not consolidate. Faceted weak layers exist in the bottom section of the snowpack at high altitudes and in high Alpine regions.

### Tendency

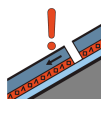
The avalanche danger will persist. The brittle wind slabs are bonding only slowly with the old snowpack.

## Danger Level 2 - Moderate



**Tendency: Constant avalanche danger** →

on Tuesday 12 01 2021



Persistent  
weak layer



Wind-drifted  
snow



The current avalanche situation calls for experience in the assessment of avalanche danger.

A sometimes treacherous avalanche situation will prevail. This applies in particular in the south. Weak layers in the upper part of the snowpack can still be released in some place by winter sport participants in particular on steep sunny slopes. This applies in particular between approximately 2200 and 2600 m. Mostly the avalanches are medium-sized.

Also places where surface hoar has been covered with snow are unfavourable. Caution is to be exercised in particular on very steep shady slopes at transitions from a shallow to a deep snowpack, when entering gullies and bowls for example, also at intermediate altitudes.

### Snowpack

#### Danger patterns

dp.4: cold following warm / warm following cold

dp.8: surface hoar blanketed with snow

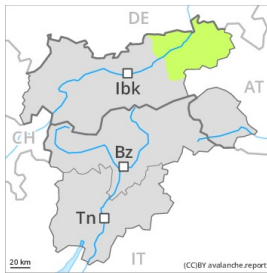
Faceted weak layers exist in the top section of the snowpack. This applies in particular on sunny slopes between approximately 2200 and 2600 m. The older wind slabs are lying on surface hoar in some places. Towards its base, the snowpack is well consolidated.

### Tendency

Weak layers in the upper part of the snowpack necessitate caution.



## Danger Level 1 - Low



**Tendency: Constant avalanche danger** →  
on Tuesday 12 01 2021

### Low, level 1.

Individual avalanche prone locations for dry avalanches are to be found on very steep shady slopes above approximately 2000 m, especially adjacent to ridgelines. The avalanche prone locations are rare and are easy to recognise.

### Snowpack

From a snow sport perspective, in most cases insufficient snow is lying. Hardly any weak layers exist in the snowpack.

### Tendency

Low, level 1.