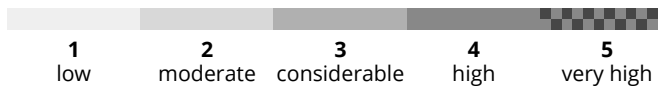




AM



PM





Danger Level 4 - High

AM:



Tendency: Increasing avalanche danger
 on Thursday 28 01 2021



Wind-drifted
 snow



Treeline

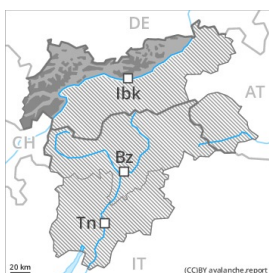


Persistent
 weak layer



1600m

PM:



Treeline

Tendency: Increasing avalanche danger
 on Thursday 28 01 2021



New snow



Treeline



Persistent
 weak layer



1600m

Towards the evening as a consequence of new snow and wind there will be an increase in the avalanche danger.

The cold fresh snow and the wind slabs that are forming during the snowfall represent the main danger. Fresh and older wind slabs are prone to triggering in all aspects above the tree line. They can be released even by a single winter sport participant. The number and size of avalanche prone locations will increase with altitude.

Additionally avalanches can also be released in deep layers and reach large size in isolated cases, in particular in areas where the snow cover is rather shallow, as well as at transitions from a shallow to a deep snowpack. Remotely triggered avalanches are possible.

Evening and night: In the regions exposed to heavier precipitation natural avalanches must be expected with increasing likelihood. In the regions where a lot of snow falls danger level 4 (high) will be reached earlier.

Snowpack

Danger patterns

dp.6: cold, loose snow and wind

dp.7: snow-poor zones in snow-rich surrounding

Over a wide area 20 to 30 cm of snow, and up to 50 cm in some localities, has fallen since Monday. In all regions 20 to 30 cm of snow, and even more in some localities, will fall from late morning. The wind will be strong. Over a wide area new snow and wind slabs are lying on soft layers.

Distinct weak layers exist in the centre of the snowpack. These can be released in some cases. Towards its base, the snowpack is faceted and weak. Avalanches can be released in near-ground layers, especially at transitions from a shallow to a deep snowpack, as well as in areas where the snow cover is rather shallow. Field observations confirm the unfavourable bonding of the snowpack.

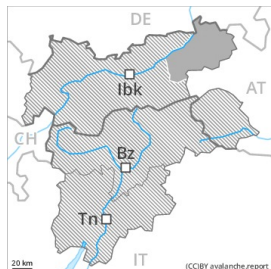


Tendency

Further increase in avalanche danger as the snowfall level rises.



Danger Level 3 - Considerable



Tendency: Increasing avalanche danger
on Thursday 28 01 2021



Wind-drifted
snow



Treeline



Persistent
weak layer



1600m

Towards the evening as a consequence of new snow and wind there will be an increase in the avalanche danger.

The cold fresh snow and the wind slabs that are forming during the snowfall represent the main danger. Fresh and older wind slabs are prone to triggering in all aspects above the tree line. They can be released even by a single winter sport participant. The number and size of avalanche prone locations will increase with altitude.

Additionally avalanches can also be released in deep layers and reach large size in isolated cases, in particular in areas where the snow cover is rather shallow, as well as at transitions from a shallow to a deep snowpack.

Evening and night: As a consequence of new snow and strong wind natural avalanches are possible.

Snowpack

Danger patterns

dp.6: cold, loose snow and wind

dp.7: snow-poor zones in snow-rich surrounding

Up to 50 cm of snow, and even more in some localities, has fallen since Monday. 20 cm of snow will fall from the afternoon. The wind will be strong. Over a wide area new snow and wind slabs are lying on soft layers.

Distinct weak layers exist in the centre of the snowpack. These can be released in some cases. Towards its base, the snowpack is faceted and weak. Avalanches can be released in near-ground layers, especially at transitions from a shallow to a deep snowpack, as well as in areas where the snow cover is rather shallow. Field observations confirm the unfavourable bonding of the snowpack.

Tendency

Further increase in avalanche danger as the snowfall level rises.



Danger Level 3 - Considerable



Tendency: Constant avalanche danger →
on Thursday 28 01 2021



Persistent
weak layer



Wind-drifted
snow



Treeline

A sometimes precarious avalanche situation will prevail. Natural avalanches are possible in isolated cases.

The fresh snow of last week and the sometimes deep wind slabs can be released easily in all aspects and generally above the tree line. Avalanches can also be released in the old snowpack and reach quite a large size. Remotely triggered avalanches are possible. The avalanche prone locations are sometimes covered with new snow and are difficult to recognise. Below the tree line the avalanche situation is more favourable. As a consequence of new snow and wind individual natural avalanches are possible, in particular in the regions exposed to heavier precipitation. This applies in particular on steep east, south and southwest facing slopes.

In the regions with a lot of snow gliding avalanches are possible, even quite large ones. This applies in particular at low and intermediate altitudes.

The conditions are precarious for snow sport activities. Caution and restraint are recommended.

Snowpack

Danger patterns

dp.6: cold, loose snow and wind

dp.2: gliding snow

The strong wind will transport the fresh and old snow. In some places new snow and wind slabs are lying on soft layers.

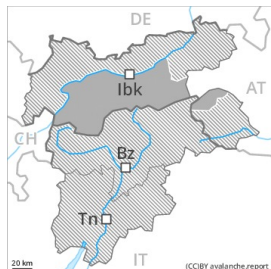
In its middle, the snowpack is weak. Towards its base, the snowpack is largely stable. Whumpfung sounds and the formation of shooting cracks when stepping on the snowpack serve as an alarm indicating the danger. Released avalanches and reports filed by observers confirm the existence of a weak snowpack.

Tendency

A precarious avalanche situation will persist in some cases.



Danger Level 3 - Considerable



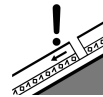
Tendency: Increasing avalanche danger
on Thursday 28 01 2021



Wind-drifted
snow



Treeline



Persistent
weak layer



1600m

As a consequence of new snow and wind there will be an increase in the danger.

The cold fresh snow and the wind slabs that are forming during the snowfall represent the main danger. Fresh and older wind slabs remain for the foreseeable future prone to triggering in all aspects above the tree line. They can be released even by a single winter sport participant, especially in gullies and bowls, and behind abrupt changes in the terrain. The number and size of avalanche prone locations will increase with altitude.

Additionally avalanches can also penetrate deep layers and reach large size in isolated cases, in particular in areas where the snow cover is rather shallow, as well as at transitions from a shallow to a deep snowpack.

Evening and night: As a consequence of new snow and strong wind natural avalanches are possible.

Snowpack

Danger patterns

dp.6: cold, loose snow and wind

dp.7: snow-poor zones in snow-rich surrounding

Up to 20 cm of snow has fallen since Monday. In all regions 20 to 30 cm of snow, and even more in some localities, will fall from midday. The wind will be strong. Over a wide area new snow and wind slabs are lying on soft layers.

Distinct weak layers exist in the centre of the snowpack. These can be released in some cases. Towards its base, the snowpack is faceted. Field observations confirm the unfavourable bonding of the snowpack.

Tendency

Further increase in avalanche danger as the snowfall level rises.