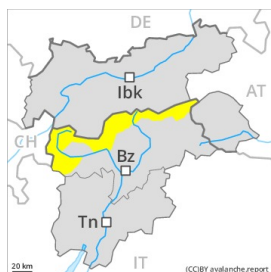


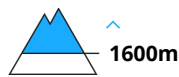
Danger Level 2 - Moderate



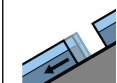
Tendency: Constant avalanche danger →
 on Wednesday 17 02 2021



Wind-drifted snow



Persistent weak layer



Gliding snow



Wind slabs and weakly bonded old snow require caution.

As a consequence of new snow and a moderate to strong wind from westerly directions, easily released wind slabs will form. The older wind slabs can still be released by a single winter sport participant. These places are sometimes covered with new snow and are therefore difficult to recognise. The avalanche prone locations are to be found in particular in gullies and bowls, and behind abrupt changes in the terrain above approximately 1600 m. The number and size of avalanche prone locations will increase with altitude. Avalanches can in isolated cases penetrate deep layers and reach large size. Dry avalanches can additionally in isolated cases be released in the weakly bonded old snow by small loads, especially at transitions from a shallow to a deep snowpack, when entering gullies and bowls for example. These avalanche prone locations are barely recognisable, even to the trained eye. They are to be found in all aspects above approximately 2000 m.

Snowpack

Danger patterns

dp.6: cold, loose snow and wind

dp.7: snow-poor zones in snow-rich surrounding

5 to 10 cm of snow will fall. The fresh and older wind slabs are lying on soft layers above approximately 1600 m.

Avalanche prone weak layers exist in the centre of the snowpack.

Tendency

Backcountry touring and snowshoe hiking call for defensive route selection.

Danger Level 2 - Moderate



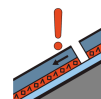
Tendency: Constant avalanche danger →
 on Wednesday 17 02 2021



Wind-drifted snow



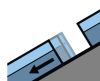
Treeline



Persistent weak layer



2000m



Gliding snow



2400m

Wind slabs are to be evaluated with care and prudence.

Wind slabs can as before be released, even by a single winter sport participant, especially adjacent to ridgelines and in gullies and bowls above the tree line. Avalanches can in isolated cases penetrate deep layers and reach large size. Weak layers in the old snowpack can still be released in isolated cases in all aspects. This applies in particular in case of a large load.

A latent danger of gliding avalanches exists. Areas with glide cracks are to be avoided as far as possible.

Snowpack

Danger patterns

dp.6: cold, loose snow and wind

The various wind slabs have bonded poorly together. As a consequence of rising temperatures the snow drift accumulations will stabilise during the next few days.

Faceted weak layers exist in the centre of the snowpack in particular above the tree line. This applies in all aspects.

Towards its base, the snowpack is moist and its surface has a melt-freeze crust, in particular at low and intermediate altitudes.

Tendency

The avalanche danger will persist.