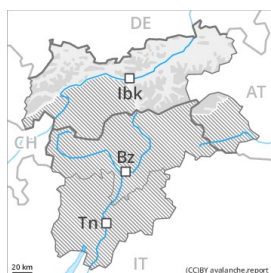




Danger Level 2 - Moderate



Tendency: Constant avalanche danger →
on Monday 08 03 2021



Wind-drifted
snow



Fresh wind slabs require caution.

As a consequence of new snow and a sometimes moderate wind from northwesterly directions, sometimes avalanche prone wind slabs formed. Caution is to be exercised in particular adjacent to ridgelines in all aspects, as well as on very steep shady slopes above approximately 2000 m. Such avalanche prone locations are clearly recognisable to the trained eye.

In addition a latent danger of gliding avalanches exists. This applies on steep grassy slopes, especially in east, south and west facing starting zones that have retained the snow thus far. Areas with glide cracks are to be avoided.

Dry avalanches can in very isolated cases be released in deeper layers. This applies on extremely steep shady slopes above approximately 2000 m in areas where the snow cover is rather shallow.

Snowpack

Danger patterns

dp.6: cold, loose snow and wind

The new snow and wind slabs will be deposited on soft layers on shady slopes above approximately 2000 m.

The old snowpack will be stable over a wide area. Sunny slopes: New snow and wind slabs are lying on a hard crust.

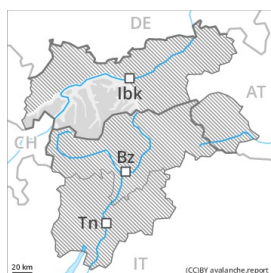
Isolated avalanche prone weak layers exist in the old snowpack. This applies on shady slopes above approximately 2000 m.

At low and intermediate altitudes hardly any snow is lying.

Tendency

Fresh wind slabs represent the main danger. As a consequence of solar radiation more frequent loose snow avalanches are to be expected, but they will be mostly small.

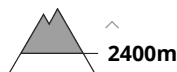
Danger Level 2 - Moderate



Tendency: Constant avalanche danger →
on Monday 08 03 2021



Wind-drifted
snow



Currently there are generally favourable conditions. Fresh wind slabs adjacent to ridgelines.

As a consequence of new snow and a moderate wind from northwesterly directions, mostly small wind slabs formed. Caution is to be exercised in particular adjacent to ridgelines. Such avalanche prone locations are clearly recognisable to the trained eye.

In addition a latent danger of gliding avalanches exists. This applies on steep grassy slopes, especially in east, south and west facing starting zones that have retained the snow thus far. Areas with glide cracks are to be avoided.

Dry avalanches can in very isolated cases be released in deeper layers. This applies on extremely steep shady slopes above approximately 2400 m in areas where the snow cover is rather shallow.

Snowpack

Danger patterns

dp.6: cold, loose snow and wind

The new snow and wind slabs will be deposited on soft layers on shady slopes above approximately 2400 m.

The old snowpack will be stable over a wide area. Sunny slopes: New snow and wind slabs are lying on a hard crust.

Isolated avalanche prone weak layers exist in the old snowpack. This applies on shady slopes above approximately 2400 m.

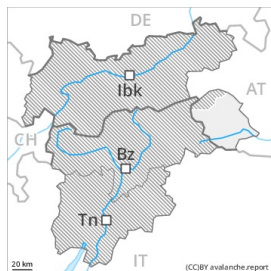
At low and intermediate altitudes only a little snow is lying.

Tendency

Currently there are favourable avalanche conditions. As a consequence of solar radiation loose snow avalanches are possible, but they will be mostly small.



Danger Level 1 - Low



Tendency: Constant avalanche danger →
on Monday 08 03 2021

Currently there are generally favourable conditions.

Hardly any more gliding avalanches are to be expected, but they can reach medium size in isolated cases. Caution is to be exercised in particular on steep grassy slopes, especially in east, south and west facing starting zones that have retained the snow thus far. Areas with glide cracks are to be avoided. Dry avalanches can additionally in very isolated cases be released in deeper layers. This applies on extremely steep shady slopes above approximately 2200 m in areas where the snow cover is rather shallow.

Main Alpine Ridge: As a consequence of new snow and a moderate northwesterly wind, mostly small wind slabs will form on Friday in particular adjacent to ridgelines.

Snowpack

Danger patterns

dp.2: gliding snow

The snowpack will be stable over a wide area. The surface of the snowpack has frozen to form a strong crust and will hardly soften at all. In steep terrain there is a danger of falling on the hard snow surface. Isolated avalanche prone weak layers exist in the old snowpack. This applies on shady slopes above approximately 2200 m.

At low altitude only a little snow is lying.

Tendency

Currently there are generally favourable conditions.