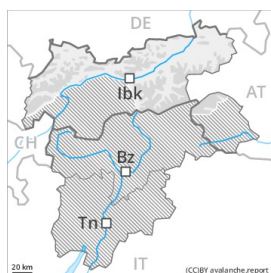




## Danger Level 2 - Moderate



**Tendency: Constant avalanche danger** →  
on Wednesday 10 03 2021



Wind-drifted  
snow



### Fresh wind slabs require caution.

As a consequence of new snow and a light to moderate wind from westerly directions, sometimes avalanche prone wind slabs formed. Caution is to be exercised in particular adjacent to ridgelines, as well as on very steep shady slopes above approximately 2000 m. Such avalanche prone locations are clearly recognisable to the trained eye.

In addition a latent danger of gliding avalanches exists. This applies on steep grassy slopes, especially in east, south and west facing starting zones that have retained the snow thus far. Areas with glide cracks are to be avoided.

Dry avalanches can in very isolated cases be released in deeper layers. This applies on extremely steep shady slopes above approximately 2000 m in areas where the snow cover is rather shallow.

### Snowpack

#### Danger patterns

dp.6: cold, loose snow and wind

The new snow and wind slabs of the last few days are lying on soft layers on shady slopes above approximately 2000 m.

The old snowpack will be stable over a wide area.

Sunny slopes: New snow and wind slabs are lying on a hard crust.

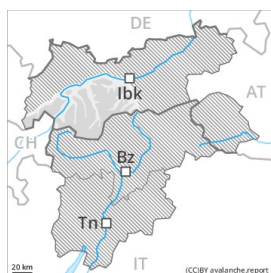
Isolated avalanche prone weak layers exist in the old snowpack. This applies on shady slopes above approximately 2000 m. At low and intermediate altitudes hardly any snow is lying.

### Tendency

Wind slabs represent the main danger. Only isolated loose snow avalanches are to be expected, but they will be mostly small.



## Danger Level 2 - Moderate



**Tendency: Constant avalanche danger** →  
on Wednesday 10 03 2021



Wind-drifted  
snow



Currently there are generally favourable conditions. Fresh wind slabs adjacent to ridgelines.

As a consequence of new snow and a light to moderate wind from westerly directions, mostly small wind slabs formed in the last few days. Caution is to be exercised in particular adjacent to ridgelines. Such avalanche prone locations are clearly recognisable to the trained eye.

In addition a latent danger of gliding avalanches exists. This applies on steep grassy slopes, especially in east, south and west facing starting zones that have retained the snow thus far. Areas with glide cracks are to be avoided.

Dry avalanches can in very isolated cases be released in deeper layers. This applies on extremely steep shady slopes above approximately 2400 m in areas where the snow cover is rather shallow.

## Snowpack

### Danger patterns

dp.6: cold, loose snow and wind

The new snow and wind slabs are lying on a crust on shady slopes above approximately 2400 m. The old snowpack will be stable over a wide area.

Sunny slopes: New snow and wind slabs are lying on a hard crust.

Isolated avalanche prone weak layers exist in the old snowpack. This applies on shady slopes above approximately 2400 m.

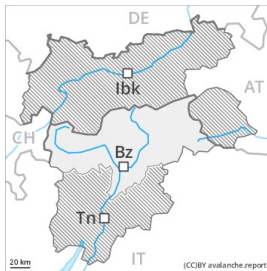
At low and intermediate altitudes only a little snow is lying.

## Tendency

Currently there are favourable avalanche conditions. Loose snow avalanches are possible, but they will be mostly small.



## Danger Level 1 - Low



**Tendency: Constant avalanche danger** →  
on Wednesday 10 03 2021

The avalanche conditions are mostly favourable.

In very isolated cases weak layers exist deep in the snowpack especially at transitions from a shallow to a deep snowpack, when entering gullies and bowls for example. At high altitudes and in high Alpine regions these avalanche prone locations are a little more prevalent.

Slight increase in danger of moist and wet avalanches as a consequence of warming during the day and solar radiation, in particular on steep sunny slopes and below approximately 2400 m.

### Snowpack

The snowpack will be stable over a wide area. The surface of the snowpack has frozen to form a strong crust will soften during the day. This applies on sunny slopes below approximately 2400 m. In steep terrain there is a danger of falling on the hard snow surface.

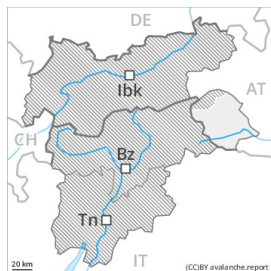
Isolated avalanche prone weak layers exist in the old snowpack.

### Tendency

The avalanche danger will persist.



## Danger Level 1 - Low



**Tendency: Constant avalanche danger** →  
on Wednesday 10 03 2021

Currently there are generally favourable conditions.

Hardly any more gliding avalanches are to be expected, but they can reach medium size in isolated cases. Caution is to be exercised in particular on steep grassy slopes, especially in east, south and west facing starting zones that have retained the snow thus far. Areas with glide cracks are to be avoided. Dry avalanches can additionally in very isolated cases be released in deeper layers. This applies on extremely steep shady slopes above approximately 2200 m in areas where the snow cover is rather shallow.

Main Alpine Ridge: As a consequence of a light to moderate westerly wind, mostly small wind slabs formed in the last few days in particular adjacent to ridgelines.

## Snowpack

### Danger patterns

dp.2: gliding snow

The snowpack will be stable over a wide area. The surface of the snowpack has frozen to form a strong crust and will hardly soften at all. In steep terrain there is a danger of falling on the hard snow surface. Isolated avalanche prone weak layers exist in the old snowpack. This applies on shady slopes above approximately 2200 m.

At low altitude only a little snow is lying.

## Tendency

Currently there are generally favourable conditions.



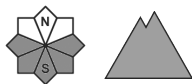
## Danger Level 1 - Low



**Tendency: Constant avalanche danger** →  
on Wednesday 10 03 2021



Wet snow



Currently there are quite favourable conditions.

The backcountry touring conditions are mostly favourable. Individual avalanche prone locations are to be found especially in extremely steep terrain at high altitude and on very steep sunny slopes, in isolated cases also on very steep grassy slopes, especially in case of releases originating from starting zones that have retained the snow thus far. Areas with glide cracks are to be avoided. Avalanches can in isolated cases be released, mostly by large additional loads, especially in the afternoon.

### Snowpack

Outgoing longwave radiation during the night will be quite good. The surface of the snowpack will freeze to form a strong crust and will soften during the day. In steep terrain there is a danger of falling on the hard snow surface.

Isolated avalanche prone weak layers exist in the old snowpack, in particular on steep slopes above approximately 2400 m on shady slopes. At low and intermediate altitudes hardly any snow is lying.

### Tendency

Currently there are favourable conditions.