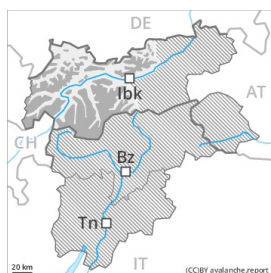


## Danger Level 3 - Considerable



**Tendency: Increasing avalanche danger**  
on Monday 15 03 2021



Wind-drifted  
snow



Treeline

### Fresh wind slabs represent the main danger.

The sometimes storm force wind will transport the new snow and, in some cases, old snow as well. The more recent wind slabs can be released by a single winter sport participant. Caution is to be exercised on steep slopes above the tree line in all aspects. Mostly avalanches are medium-sized. Very isolated large avalanches are possible, in the regions exposed to a lot of new snow in particular. The number and size of avalanche prone locations will increase with altitude.

Loose snow avalanches are possible as a consequence of warming during the day and solar radiation, especially on extremely steep slopes.

### Snowpack

#### Danger patterns

dp.6: cold, loose snow and wind

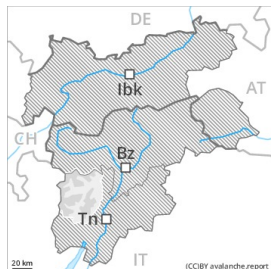
Over a wide area 10 to 30 cm of snow, and even more in some localities, will fall. As a consequence of a sometimes storm force wind from westerly directions, avalanche prone wind slabs will form. The wind slabs are lying on soft layers in particular on northwest to north to east facing aspects. The old snowpack will be stable over a wide area.

### Tendency

Further increase in avalanche danger as a consequence of new snow and strong wind.



## Danger Level 2 - Moderate



**Tendency: Constant avalanche danger** →  
on Monday 15 03 2021



Wind-drifted  
snow



### Fresh wind slabs require caution.

Fresh and somewhat older wind slabs are mostly small but can be released easily. Caution is to be exercised in particular on steep shady slopes above approximately 2200 m, as well as adjacent to ridgelines and in gullies and bowls. At elevated altitudes the avalanche prone locations are more prevalent. In the regions exposed to the foehn wind the avalanche prone locations will become more prevalent from the early morning. These avalanche prone locations are clearly recognisable to the trained eye. In steep terrain there is a danger of falling on the hard snow surface.

### Snowpack

#### Danger patterns

dp.6: cold, loose snow and wind

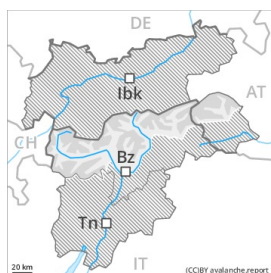
Some snow will fall over a wide area. Storm force foehn wind from the north: The wind will transport the new snow and, in some cases, old snow as well. The fresh and somewhat older wind slabs are lying on soft layers in particular on northwest to north to northeast facing aspects.

The old snowpack will be stable over a wide area.

### Tendency

Fresh wind slabs require caution.

## Danger Level 2 - Moderate



**Tendency: Constant avalanche danger** →  
on Monday 15 03 2021



Wind-drifted  
snow



### Fresh wind slabs represent the main danger.

The sometimes storm force wind will transport the new snow and, in some cases, old snow as well. The more recent wind slabs can be released by a single winter sport participant. Caution is to be exercised in particular on steep shady slopes above approximately 2000 m, as well as adjacent to ridgelines and in gullies and bowls. In some cases avalanches are medium-sized. At elevated altitudes and in the regions exposed to the foehn wind the avalanche prone locations are more prevalent. As a consequence of the strong to storm force foehn wind from the north the avalanche prone locations will become more prevalent from the early morning. They are clearly recognisable to the trained eye.

An increasing number of loose snow avalanches are to be expected as a consequence of warming during the day and solar radiation, especially on extremely steep slopes.

### Snowpack

#### Danger patterns

dp.6: cold, loose snow and wind

Over a wide area 10 to 15 cm of snow, and even more in some localities, will fall. As a consequence of a strong wind from northerly directions, avalanche prone wind slabs will form. In the south storm force foehn wind from the north. The wind slabs are lying on soft layers in particular on northwest to north to east facing aspects.

The old snowpack will be stable over a wide area.

### Tendency

Fresh wind slabs require caution.

## Danger Level 2 - Moderate



**Tendency: Increasing avalanche danger**  
on Monday 15 03 2021



Wind-drifted  
snow



Treeline

### Fresh wind slabs represent the main danger.

The sometimes storm force wind will transport the new snow and, in some cases, old snow as well. The more recent wind slabs can be released by a single winter sport participant. Caution is to be exercised in particular on steep shady slopes above the tree line, as well as adjacent to ridgelines and in gullies and bowls. Small and medium-sized avalanches are possible. The number and size of avalanche prone locations will increase with altitude.

Loose snow avalanches are possible as a consequence of warming during the day and solar radiation, especially on extremely steep slopes.

### Snowpack

#### Danger patterns

dp.6: cold, loose snow and wind

Over a wide area up to 10 cm of snow, and even more in some localities, will fall. As a consequence of a sometimes storm force wind from westerly directions, avalanche prone wind slabs will form. The wind slabs are lying on soft layers in particular on northwest to north to east facing aspects.

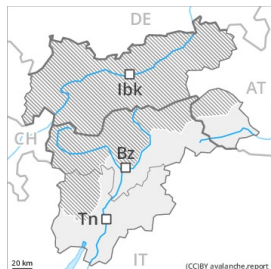
The old snowpack will be stable over a wide area.

### Tendency

Increase in avalanche danger as a consequence of new snow and strong wind, in particular in the regions exposed to heavier precipitation.



## Danger Level 1 - Low



**Tendency: Constant avalanche danger** →  
on Monday 15 03 2021



Wind-drifted  
snow



2200m

### Fresh wind slabs require caution.

Fresh and somewhat older wind slabs are mostly small but can be released easily. Caution is to be exercised in particular on steep shady slopes above approximately 2200 m, as well as adjacent to ridgelines and in gullies and bowls. At elevated altitudes the avalanche prone locations are more prevalent. In the regions exposed to the foehn wind the avalanche prone locations will become more prevalent from the early morning. These avalanche prone locations are clearly recognisable to the trained eye. In steep terrain there is a danger of falling on the hard snow surface.

### Snowpack

#### Danger patterns

dp.6: cold, loose snow and wind

Some snow will fall over a wide area. Storm force foehn wind from the north: The wind will transport the new snow and, in some cases, old snow as well. The fresh and somewhat older wind slabs are lying on soft layers in particular on northwest to north to northeast facing aspects.

The old snowpack will be stable over a wide area.

### Tendency

Fresh wind slabs require caution.