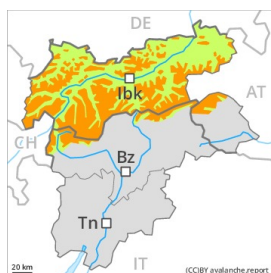


## Danger Level 3 - Considerable



**Tendency: Increasing avalanche danger**  
on Tuesday 16 03 2021



Wind-drifted  
snow



Treeline

### Fresh wind slabs represent the main danger.

The sometimes storm force wind will transport the new snow and, in some cases, old snow as well. The fresh and somewhat older wind slabs can be released by a single winter sport participant. Caution is to be exercised on steep slopes above the tree line in all aspects. Mostly avalanches are medium-sized. Very isolated large avalanches are possible, in the regions exposed to a lot of new snow in particular. The number and size of avalanche prone locations will increase with altitude.

Small and medium-sized natural avalanches are possible in the regions exposed to heavier precipitation, in particular on very steep shady slopes, and on wind-loaded slopes.

### Snowpack

#### Danger patterns

dp.6: cold, loose snow and wind

Over a wide area 10 to 30 cm of snow, and even more in some localities, will fall. As a consequence of a sometimes storm force wind from northwesterly directions, avalanche prone wind slabs will form. The wind slabs are lying on soft layers in all aspects above the tree line.

The old snowpack will be stable over a wide area.

### Tendency

The avalanche danger will increase but remain within the current danger level.

## Danger Level 2 - Moderate



**Tendency: Constant avalanche danger** →  
on Tuesday 16 03 2021



Wind-drifted  
snow



### Fresh wind slabs require caution.

Fresh and somewhat older wind slabs are mostly small but can be released easily. Caution is to be exercised in particular on steep shady slopes above approximately 2200 m, as well as adjacent to ridgelines and in gullies and bowls. At elevated altitudes the avalanche prone locations are more prevalent. These avalanche prone locations are clearly recognisable to the trained eye. In steep terrain there is a danger of falling on the hard snow surface.

### Snowpack

#### Danger patterns

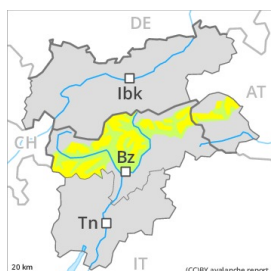
dp.6: cold, loose snow and wind

The wind has transported the fresh and old snow. The fresh and somewhat older wind slabs are lying on soft layers in particular on northwest to north to northeast facing aspects. The old snowpack will be stable over a wide area.

### Tendency

Fresh wind slabs require caution.

## Danger Level 2 - Moderate



**Tendency: Constant avalanche danger** →

on Tuesday 16 03 2021



Wind-drifted  
snow



### Fresh wind slabs are to be evaluated with care and prudence.

The fresh and somewhat older wind slabs can be released by a single winter sport participant. The avalanche prone locations are to be found on steep shady slopes above approximately 2000 m and adjacent to ridgelines and in gullies and bowls. In some cases avalanches are medium-sized. At elevated altitudes and in the regions neighbouring those that are subject to danger level 3 (considerable) the avalanche prone locations are more prevalent.

### Snowpack

#### Danger patterns

dp.6: cold, loose snow and wind

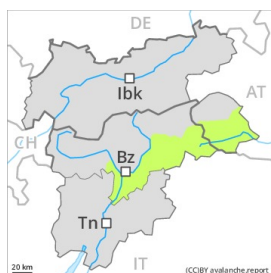
In some regions up to 10 cm of snow will fall. In the south and in the southeast a little new snow. As a consequence of the strong northwesterly wind, the snow drift accumulations will increase in size on Monday. The brittle wind slabs of the last few days are poorly bonded with the old snowpack in particular on steep northwest, north and northeast facing slopes. In addition the mostly small wind slabs on east, southeast and south facing slopes are prone to triggering in some cases still. As a consequence of low temperatures the snowpack can not consolidate.

The old snowpack will be stable over a wide area.

### Tendency

Fresh wind slabs require caution.

## Danger Level 1 - Low



**Tendency: Constant avalanche danger** →  
on Tuesday 16 03 2021



Wind-drifted  
snow



### Fresh wind slabs require caution.

Fresh and somewhat older wind slabs are mostly small but can be released easily. Caution is to be exercised in particular on steep shady slopes above approximately 2000 m, as well as adjacent to ridgelines and in gullies and bowls. At elevated altitudes the avalanche prone locations are more prevalent. These avalanche prone locations are clearly recognisable to the trained eye. In steep terrain there is a danger of falling on the hard snow surface.

### Snowpack

#### Danger patterns

dp.6: cold, loose snow and wind

In the south and in the southeast a little new snow. As a consequence of the strong northwesterly wind, the snow drift accumulations will increase in size on Monday. The brittle wind slabs of the last few days are poorly bonded with the old snowpack in particular on steep northwest, north and northeast facing slopes. In addition the mostly small wind slabs on east, southeast and south facing slopes are prone to triggering in some cases still. As a consequence of low temperatures the snowpack can not consolidate. The old snowpack will be stable over a wide area.

### Tendency

Fresh wind slabs require caution.