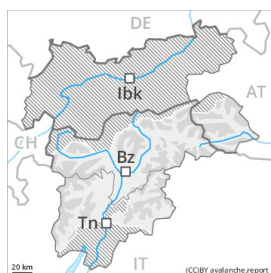




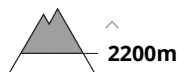
Danger Level 2 - Moderate



Tendency: Constant avalanche danger →
on Friday 26 03 2021



Wind-drifted
snow



The somewhat older wind slabs represent the main danger.

The sometimes avalanche-prone wind slabs are to be evaluated with care and prudence in particular on northwest to north to northeast facing aspects, caution is to be exercised in particular above approximately 2200 m, as well as adjacent to ridgelines and in gullies and bowls. In isolated cases avalanches are medium-sized. At elevated altitudes the avalanche prone locations are more prevalent and larger. The avalanche prone locations are easy to recognise.

In steep terrain there is a danger of falling on the hard snow surface.

Snowpack

Danger patterns

dp.6: cold, loose snow and wind

The sometimes storm force wind has transported the fresh and old snow. The wind slabs are bonding only slowly with the old snowpack, especially on steep, little used shady slopes.

The snowpack will be subject to considerable local variations at high altitudes and in high Alpine regions.

Snow depths vary greatly, depending on the influence of the wind. In gullies and bowls, and behind abrupt changes in the terrain a lot of snow is lying.

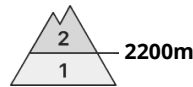
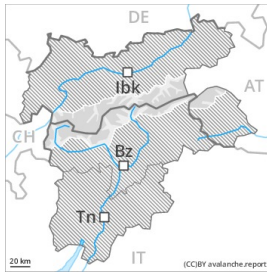
The old snowpack will be stable over a wide area.

Tendency

Wind slabs require caution.



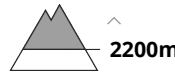
Danger Level 2 - Moderate



Tendency: Constant avalanche danger →
on Friday 26 03 2021



Wind-drifted
snow



Wind slabs require caution.

As a consequence of a strong northerly wind, sometimes avalanche prone wind slabs formed in the last few days in particular in gullies and bowls and behind abrupt changes in the terrain. This applies in particular on steep west, north and east facing slopes above approximately 2200 m. Avalanches are medium-sized and can be released even by a single winter sport participant. The number and size of avalanche prone locations will increase with altitude. They are easy to recognise.

Individual loose snow avalanches are possible, in particular on extremely steep sunny slopes. Individual gliding avalanches can also occur. This applies in particular in the regions with a lot of snow on steep grassy slopes below approximately 2400 m.

In steep terrain there is a danger of falling on the hard snow surface. Backcountry touring calls for meticulous route selection.

Snowpack

Danger patterns

dp.6: cold, loose snow and wind

dp.4: cold following warm / warm following cold

The fresh and somewhat older wind slabs are lying on soft layers in particular on west to north to east facing aspects above approximately 2200 m. The wind slabs are bonding only slowly with the old snowpack, in particular on shady slopes.

The snowpack will be subject to considerable local variations at high altitudes and in high Alpine regions. Snow depths vary greatly, depending on the influence of the wind. In gullies and bowls, and behind abrupt changes in the terrain a lot of snow is lying.

The old snowpack will be stable over a wide area.

Tendency

The weather conditions will foster a gradual decrease in the avalanche danger. Wind slabs require caution.